

ADSL Magnetics

For Texas Instruments TNETD4000R

- Designed to meet IEC 950 safety requirements for supplementary insulation at 250V
- Minimum interwinding breakdown voltage of 1500 Vrms
- Operating temperature range: -40° C to +85° C
- Meets IEC 695, 2-2 flammability requirements
- PWB Process Capability: standard printed wiring board assembly techniques, total-immersion cleaning
- Reliability testing: shock, vibration, temperature cycling, temperature - humidity - bias


ELECTRICAL SPECIFICATIONS AT 25° C

Part Number	Package	Turns Ratio ± 2%	Inductance ¹ mH ±5%	Leakage Inductance µH max	DCR Ω Max		Longitudinal Balance db min	Insertion Loss ² dB max	Frequency Response ² dB	Harmonic Distortion ² dB max
		Chip : Line	Line Side	Line Side	Chip Side	Line Side	30 kHz - 1.1 MHz	300 kHz	30 kHz - 1.1 MHz	100 kHz 15 Vp-p
0560-6600-64	THT	1 : 1.423	1.5	18	0.7	3.8	50	0.5	± 0.5	-80
S560-6600-P3	SMD	1 : 1.423	1.5	18	0.7	3.8	50	0.5	± 0.5	-80

1. measured at 10 kHz, 0.1 Vac
 2. Source resistance equals 100Ω

SCHEMATIC

0560-6600-64
S560-6600-P3



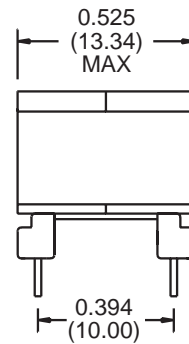
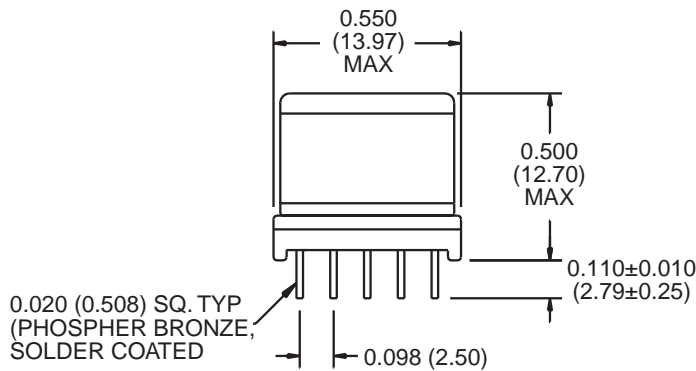
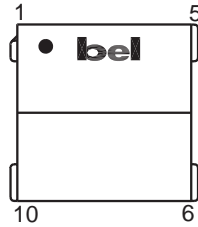


ADSL Magnetics For Texas Instruments TNETD4000R

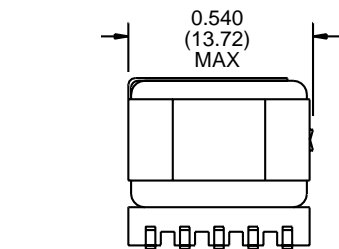
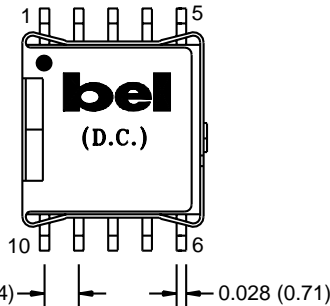
TM00325

MECHANICAL

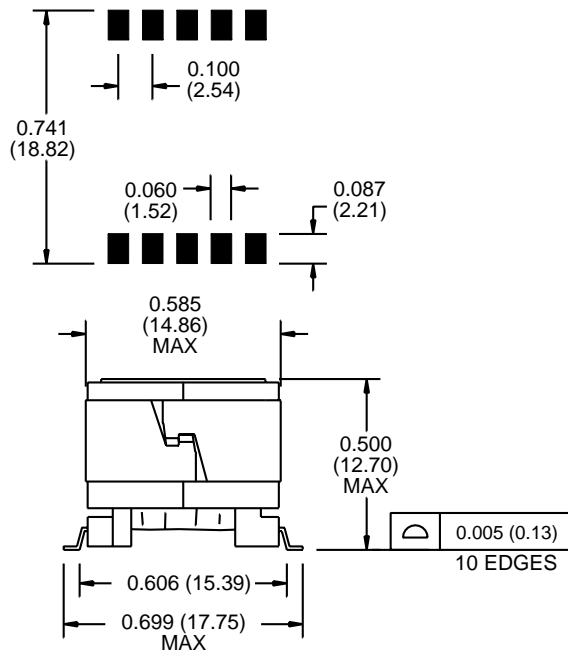
0560-6600-64



S560-6600-P3



SUGGESTED PCB PAD LAYOUT



©2000 Bel Fuse Inc. Specifications subject to change without notice. 06.00

CORPORATE

Bel Fuse Inc.
198 Van Vorst Street
Jersey City, NJ 07302
Tel 201-432-0463
Fax 201-432-9542
www.belfuse.com

FAR EAST

Bel Fuse Ltd.
8F / 8 Luk Hop Street
San Po Kong
Kowloon, Hong Kong
Tel 852-2328-5515
Fax 852-2352-3706
www.belfuse.com

EUROPE

Bel Fuse Europe Ltd.
Preston Technology Management Centre
Marsh Lane, Suite G7, Preston
Lancashire, PR1 8UD, U.K.
Tel 44-1772-556601
Fax 44-1772-888366
www.belfuse.com