


MMW-HP SERIES

◆ FEATURES

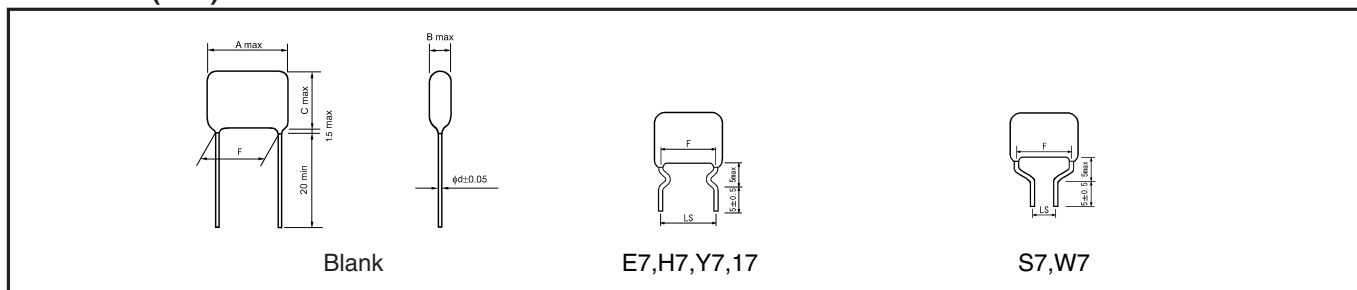
- High current application.
- For applications where high frequency, high currents are required.
- Coated with flame-retardant (UL94 V-0) epoxy resin.




◆ SPECIFICATIONS

Category temperature	-40°C~+105°C (Derate the voltage as shown in the Fig2 at P188 when using the capacitor beyond 85°C.)
Rated voltage (U _R)	100VDC, 200VDC, 400VDC, 450VDC, 630VDC
Capacitance tolerance	±5%(J), ±10%(K), ±20%(M)
tan δ	0.01max at 1kHz
Voltage proof	U _R ×150% 60s
Insulation resistance	0.33μF ≥ :9000MΩmin 0.33μF < :3000ΩFmin
Reference standard	JIS C 5101-2, JIS C 5101-1

◆ OUTLINE(mm)



◆ PART NUMBER



Symbol	U _R
100	100VDC
200	200VDC
400	400VDC
450	450VDC
630	630VDC

Symbol	Tolerance
J	± 5%
K	±10%
M	±20%

Symbol	Lead style	Symbol	Lead style
Blank	Long lead type	S7	Lead forming cut LS=5.0
E7	Lead forming cut LS=7.5	W7	Lead forming cut LS=7.5
H7	Lead forming cut LS=10.0		
Y7	Lead forming cut LS=15.0		
17	Lead forming cut LS=22.5		

◆ DIMENSIONS AND QUANTITY
◆ RATED VOLTAGE : 100VDC

Part No.	cap(μF)	Dimensions (mm)						Typical Packaging Quantity (pcs)						
								Long Lead type		Taping Ammo pack type - style				
		A	B	C	F±1.5	LS±0.5	d	Bag	Carton	A	B, D	C	E	
100MMW475□HP**	4.7	19.0	11.5	22.5	15.0	5.0/7.5/15.0	1.0	200	1,000	-	-	-	-	
100MMW565□HP**	5.6	19.0	12.5	23.5	15.0	5.0/7.5/15.0	1.0	200	800	-	-	-	-	
100MMW685□HP**	6.8	19.0	14.0	25.0	15.0	5.0/7.5/15.0	1.0	100	800	-	-	-	-	
100MMW825□HP**	8.2	19.0	15.5	26.5	15.0	5.0/7.5/15.0	1.0	100	800	-	-	-	-	
100MMW106□HP**	10	19.0	17.0	28.5	15.0	5.0/7.5/15.0	1.0	100	500	-	-	-	-	
100MMW126□HP**	12	26.5	14.5	26.0	22.5	22.5	1.0	100	500	-	-	-	-	
100MMW156□HP**	15	26.5	16.5	28.0	22.5	22.5	1.0	100	400	-	-	-	-	

□ : Tolerance(J:±5%, K:±10%, M:±20%) ** : Suffix

◆ RATED VOLTAGE : 200VDC

Part No.	cap(μF)	Dimensions (mm)						Typical Packaging Quantity (pcs)						
								Long Lead type		Taping Ammo pack type - style				
		A	B	C	F±1.5	LS±0.5	d	Bag	Carton	A	B, D	C	E	
200MMW184□HP**	0.18	11.5	7.5	15.0	7.5	5.0/7.5	0.8	200	2,000	-	-	-	-	
200MMW224□HP**	0.22	11.5	8.5	15.5	7.5	5.0/7.5	0.8	200	2,000	-	-	-	-	
200MMW274□HP**	0.27	11.5	8.5	17.5	7.5	5.0/7.5	0.8	200	2,000	-	-	-	-	
200MMW334□HP**	0.33	11.5	9.0	19.0	7.5	5.0/7.5	0.8	200	2,000	-	-	-	-	
200MMW394□HP**	0.39	11.5	9.5	20.0	7.5	5.0/7.5	0.8	200	2,000	-	-	-	-	
200MMW474□HP**	0.47	11.5	10.0	20.5	7.5	5.0/7.5	0.8	200	2,000	-	-	-	-	
200MMW564□HP**	0.56	11.5	10.5	22.0	7.5	5.0/7.5	0.8	200	2,000	-	-	-	-	
200MMW684□HP**	0.68	11.5	11.5	23.5	7.5	5.0/7.5	0.8	200	2,000	-	-	-	-	
200MMW824□HP**	0.82	11.5	13.0	24.5	7.5	5.0/7.5	0.8	200	2,000	-	-	-	-	
200MMW105□HP**	1.0	14.5	11.0	22.5	10.0	5.0/7.5/10.0	0.8	200	1,000	-	-	-	-	
200MMW125□HP**	1.2	14.5	12.0	24.0	10.0	5.0/7.5/10.0	0.8	200	1,000	-	-	-	-	
200MMW155□HP**	1.5	14.5	14.0	25.5	10.0	5.0/7.5/10.0	0.8	200	1,000	-	-	-	-	
200MMW185□HP**	1.8	19.0	11.5	22.5	15.0	5.0/7.5/15.0	1.0	200	800	-	-	-	-	
200MMW225□HP**	2.2	19.0	12.5	24.0	15.0	5.0/7.5/15.0	1.0	200	800	-	-	-	-	
200MMW275□HP**	2.7	19.0	14.0	26.0	15.0	5.0/7.5/15.0	1.0	100	500	-	-	-	-	
200MMW335□HP**	3.3	19.0	15.5	28.0	15.0	5.0/7.5/15.0	1.0	100	500	-	-	-	-	

□ : Tolerance(J:±5%, K:±10%, M:±20%) ** : Suffix

◆ RATED VOLTAGE : 400VDC

Part No.	cap(μF)	Dimensions (mm)						Typical Packaging Quantity (pcs)						
								Long Lead type		Taping Ammo pack type - style				
		A	B	C	F±1.5	LS±0.5	d	Bag	Carton	A	B, D	C	E	
400MMW184□HP**	0.18	14.0	7.5	17.0	10.0	5.0/7.5/10.0	0.8	200	2,000	-	-	-	-	
400MMW224□HP**	0.22	14.0	8.5	18.5	10.0	5.0/7.5/10.0	0.8	200	2,000	-	-	-	-	
400MMW274□HP**	0.27	14.0	9.0	19.0	10.0	5.0/7.5/10.0	0.8	200	1,000	-	-	-	-	
400MMW334□HP**	0.33	14.0	10.0	20.0	10.0	5.0/7.5/10.0	0.8	200	1,000	-	-	-	-	
400MMW394□HP**	0.39	14.0	11.0	21.0	10.0	5.0/7.5/10.0	0.8	200	1,000	-	-	-	-	
400MMW474□HP**	0.47	14.0	12.0	22.5	10.0	5.0/7.5/10.0	0.8	200	1,000	-	-	-	-	
400MMW564□HP**	0.56	14.0	13.0	24.5	10.0	5.0/7.5/10.0	0.8	200	1,000	-	-	-	-	
400MMW684□HP**	0.68	14.0	14.5	25.5	10.0	5.0/7.5/10.0	0.8	200	1,000	-	-	-	-	
400MMW824□HP**	0.82	14.0	15.5	27.0	10.0	5.0/7.5/10.0	0.8	200	800	-	-	-	-	
400MMW105□HP**	1.0	14.0	17.0	28.5	10.0	5.0/7.5/10.0	1.0	200	800	-	-	-	-	
400MMW125□HP**	1.2	14.0	19.0	30.5	10.0	5.0/7.5/10.0	1.0	200	800	-	-	-	-	
400MMW155□HP**	1.5	20.0	16.0	26.5	15.0	5.0/7.5/15.0	1.0	100	500	-	-	-	-	
400MMW185□HP**	1.8	20.0	17.5	28.0	15.0	5.0/7.5/15.0	1.0	100	500	-	-	-	-	
400MMW225□HP**	2.2	20.0	19.0	30.0	15.0	5.0/7.5/15.0	1.0	100	500	-	-	-	-	

□ : Tolerance(J:±5%, K:±10%, M:±20%) ** : Suffix

◆ RATED VOLTAGE : 450VDC

Part No.	cap(μF)	Dimensions (mm)						Typical Packaging Quantity (pcs)					
								Long Lead type		Taping Ammo pack type - style			
		A	B	C	F±1.5	LS±0.5	d	Bag	Carton	A	B, D	C	E
450MMW184□HP**	0.18	14.0	7.5	17.0	10.0	5.0/7.5/10.0	0.8	200	2,000	-	-	-	-
450MMW224□HP**	0.22	14.0	8.5	18.5	10.0	5.0/7.5/10.0	0.8	200	2,000	-	-	-	-
450MMW274□HP**	0.27	14.0	9.0	19.0	10.0	5.0/7.5/10.0	0.8	200	1,000	-	-	-	-
450MMW334□HP**	0.33	14.0	10.0	20.0	10.0	5.0/7.5/10.0	0.8	200	1,000	-	-	-	-
450MMW394□HP**	0.39	14.0	11.0	21.0	10.0	5.0/7.5/10.0	0.8	200	1,000	-	-	-	-
450MMW474□HP**	0.47	14.0	12.0	22.5	10.0	5.0/7.5/10.0	0.8	200	1,000	-	-	-	-
450MMW564□HP**	0.56	14.0	13.0	24.5	10.0	5.0/7.5/10.0	0.8	200	1,000	-	-	-	-
450MMW684□HP**	0.68	14.0	14.5	25.5	10.0	5.0/7.5/10.0	0.8	200	1,000	-	-	-	-
450MMW824□HP**	0.82	14.0	15.5	27.0	10.0	5.0/7.5/10.0	0.8	200	800	-	-	-	-
450MMW105□HP**	1.0	14.0	17.0	28.5	10.0	5.0/7.5/10.0	1.0	200	800	-	-	-	-
450MMW125□HP**	1.2	14.0	19.0	30.5	10.0	5.0/7.5/10.0	1.0	200	800	-	-	-	-
450MMW155□HP**	1.5	20.0	16.0	26.5	15.0	5.0/7.5/15.0	1.0	100	500	-	-	-	-
450MMW185□HP**	1.8	20.0	17.5	28.0	15.0	5.0/7.5/15.0	1.0	100	500	-	-	-	-
450MMW225□HP**	2.2	20.0	19.0	30.0	15.0	5.0/7.5/15.0	1.0	100	500	-	-	-	-

□ : Tolerance(J:±5%, K:±10%, M:±20%) ** : Suffix

◆ RATED VOLTAGE : 630VDC

Part No.	cap(μF)	Dimensions (mm)						Typical Packaging Quantity (pcs)					
								Long Lead type		Taping Ammo pack type - style			
		A	B	C	F±1.5	LS±0.5	d	Bag	Carton	A	B, D	C	E
630MMW184□HP**	0.18	20.0	8.5	18.0	15.0	5.0/7.5/15.0	1.0	100	1,000	-	-	-	-
630MMW224□HP**	0.22	20.0	9.0	19.0	15.0	5.0/7.5/15.0	1.0	200	1,000	-	-	-	-
630MMW274□HP**	0.27	20.0	10.0	20.5	15.0	5.0/7.5/15.0	1.0	200	1,000	-	-	-	-
630MMW334□HP**	0.33	20.0	11.0	21.5	15.0	5.0/7.5/15.0	1.0	200	1,000	-	-	-	-
630MMW394□HP**	0.39	20.0	12.0	23.0	15.0	5.0/7.5/15.0	1.0	200	800	-	-	-	-
630MMW474□HP**	0.47	20.0	13.0	24.0	15.0	5.0/7.5/15.0	1.0	200	800	-	-	-	-
630MMW564□HP**	0.56	20.0	14.5	25.5	15.0	5.0/7.5/15.0	1.0	100	800	-	-	-	-
630MMW684□HP**	0.68	20.0	16.0	27.0	15.0	5.0/7.5/15.0	1.0	100	500	-	-	-	-
630MMW824□HP**	0.82	20.0	17.5	28.5	15.0	5.0/7.5/15.0	1.0	100	500	-	-	-	-
630MMW105□HP**	1.0	20.0	19.5	30.5	15.0	5.0/7.5/15.0	1.0	100	400	-	-	-	-

□ : Tolerance(J:±5%, K:±10%, M:±20%) ** : Suffix

◆ ALLOWABLE CURRENT FOR FREQUENCY

