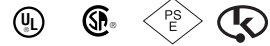


Axial Lead and Cartridge Fuses

Designed to UL/CSA Standards

RoHS **Pb** **5 x 20 mm** Time Lag Fuse (Slo-Blo®) Fuse 239P Series



- Designed to UL/CSA/ANCE 248 Standard.
- Available in Cartridge and Axial Lead Format.
- Available in ratings of 0.200 to 7 amperes.
- RoHS compliant and Lead-Free

ELECTRICAL CHARACTERISTICS:


| % of Ampere Rating | Opening Time |
|--------------------|--|
| 100% | 4 hours, Minimum |
| 135% | 1 hour, Maximum |
| 200% | 5 seconds, Min. ; 2 min., Max. |

INTERRUPTING RATING:

| | |
|-------------|---|
| 0.20-1A | 10,000 amperes at 125 VAC, 0.7-0.8 power factor 35 amperes at 250 VAC, 0.7-0.8 power factor |
| 1.25A-3.15A | 10,000 amperes at 125 VAC, 0.7-0.8 power factor 100 amperes at 250 VAC, 0.7-0.8 power factor |
| 4A-7A | 10,000 amperes at 125 VAC, 0.7-0.8 power factor |

ORDERING INFORMATION:

| Catalog Number | Ampere Rating | Voltage Rating | Nominal Resistance Cold Ohms | Nominal Melting Pt A° Sec. |
|----------------|---------------|----------------|------------------------------|----------------------------|
| 239.200P | .200 | 250 | 3.873 | 0.166 |
| 239.250P | .250 | 250 | 3.070 | 0.341 |
| 239.300P | .300 | 250 | 2.300 | 0.613 |
| 239.400P | .400 | 250 | 1.475 | 1.490 |
| 239.500P | .500 | 250 | 0.909 | 1.986 |
| 239.600P | .600 | 250 | 0.699 | 2.415 |
| 239.700P | .700 | 250 | 0.538 | 4.119 |
| 239.750P | .750 | 250 | 0.471 | 5.424 |
| 239.800P | .800 | 250 | 0.416 | 7.566 |
| 239 001.P | 1 | 250 | 0.297 | 11.296 |
| 239 1.25P | 1.25 | 250 | 0.198 | 19.524 |
| 23901.6P | 1.60 | 250 | 0.120 | 30.430 |
| 239002.P | 2 | 250 | 0.094 | 50.586 |
| 23902.5P | 2.50 | 250 | 0.058 | 79.701 |
| 239003.P | 3 | 250 | 0.0480 | 129.509 |
| 2393.15P | 3.15 | 250 | 0.0410 | 128.048 |
| 239004.P | 4 | 125 | 0.0310 | 270.703 |
| 239005.P | 5 | 125 | 0.0200 | 302.836 |
| 239007.P | 7 | 125 | 0.0114 | 305.758 |



ENVIRONMENTAL SPECIFICATIONS:

Operating temperature: -55°C to 125°C

Thermal Shock: MIL-STD-202F Method 107G, Test Condition B: (5 cycles -65°C to +125°C)

Vibration: MIL-STD-202F Method 201A

Humidity: MIL-STD-202F Method 103B, Test Condition A. high relative humidity (95%) and elevated temperature (40°C) for 240 hours.

Salt Spray: MIL-STD-202F Method 101D, Test Condition B

PHYSICAL SPECIFICATIONS:

Material: Body: Glass
Cap: Nickel Plated Brass
Leads: Tin Plated Copper

Terminal Strength: MIL-STD-202F Method 211A, Test Condition A

Solderability: Reference IEC 60127 Second Edition 2003-01 Annex A

Product Marking: Cap 1: current and voltage rating.
Cap 2: Agency approval markings.

Packaging: Available in Bulk (V=5, H=100, M=1000 pcs/pkg) or on Tape/Reel (MRET1=1000 pcs/reel).

Axial Lead and Cartridge Fuses

Designed to UL/CSA Standards

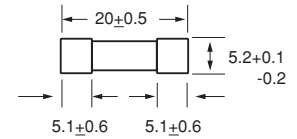
RoHS **Pb** **5 x 20 mm** Time Lag Fuse (Slo-Blo®) Fuse 239P Series



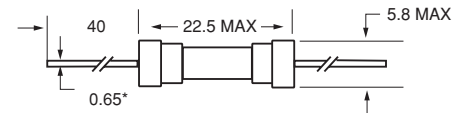
Agency Approvals

| Agency Approvals | | Ampere Range |
|------------------|-------------------------------|----------------------|
| | Certificate No. Cartridge | |
| | NBK290502-E10480 G | 1A – 3.15A 250V 100A |
| | NBK280602-E10480 C | 4A & 5A 125V 10000A |
| | NBK290502-E10480 I | 7A 125V 500A |
| | Leaded | |
| | NBK290502-E10480 H | 1A – 3.15A 250V 100A |
| | NBK280602-E10480 D | 4A & 5A 125V 10000A |
| | NBK290502-E10480 J | 7A 125V 500A |
| | Certificate No. SU05001-2004A | 200mA – 3.15A |
| | SU05001-2014A | 4A – 7A |
| | Listed File No. E10480 | 200mA – 7A |
| | Guide No. JDYX | |
| | File No. 029862 | |
| | Cert. Class No. LR1422-01 | |
| | | |

0239 000P



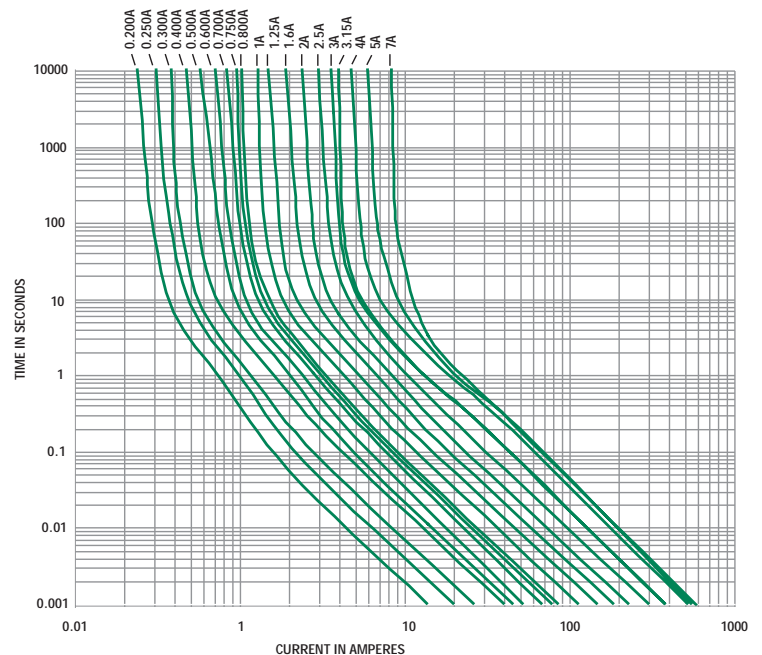
0239 000XEP



All dimensions in mm

Notes:
* Ratings above 6.3A
have 0.8 mm dia lead

Average Time Current Curves



11
AXIAL LEAD AND
CARTRIDGE FUSES