

TOSHIBA TRANSISTOR SILICON PNP EPITAXIAL TYPE (PCT PROCESS)

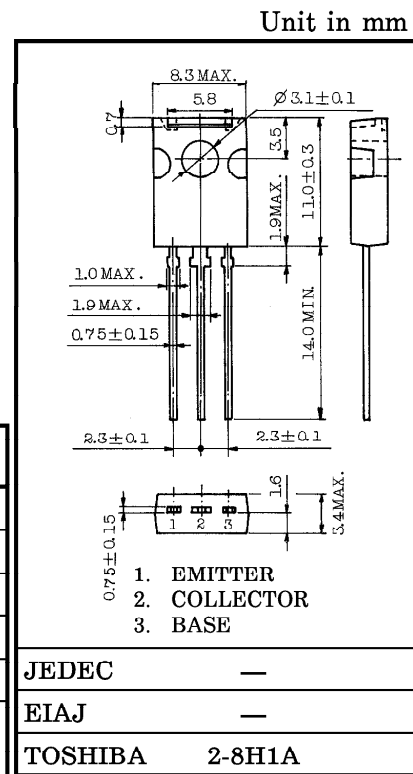
2SA1408

COLOR TV VERT. DEFLECTION OUTPUT APPLICATIONS.
 COLOR TV CLASS B SOUND OUTPUT APPLICATIONS.

- Large Collector Current and Collector Power Dissipation Capability.
- Recommended for Vert. Deflection Output and Sound Output Applications for Line Operated TV.
- Complementary to 2SC3621.

MAXIMUM RATINGS (Ta = 25°C)

CHARACTERISTIC		SYMBOL	RATING	UNIT
Collector-Base Voltage		V _{CB0}	-150	V
Collector-Emitter Voltage		V _{CEO}	-150	V
Emitter-Base Voltage		V _{EBO}	-6	V
Collector Current		I _C	-1.5	A
Base Current		I _B	-0.3	A
Collector Power Dissipation	Ta = 25°C	P _C	1.5	W
	Tc = 25°C		10	
Junction Temperature		T _j	150	°C
Storage Temperature Range		T _{stg}	-55~150	°C



Weight : 0.82g

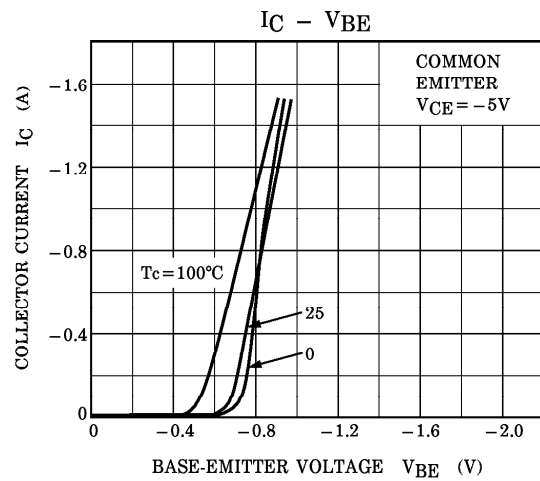
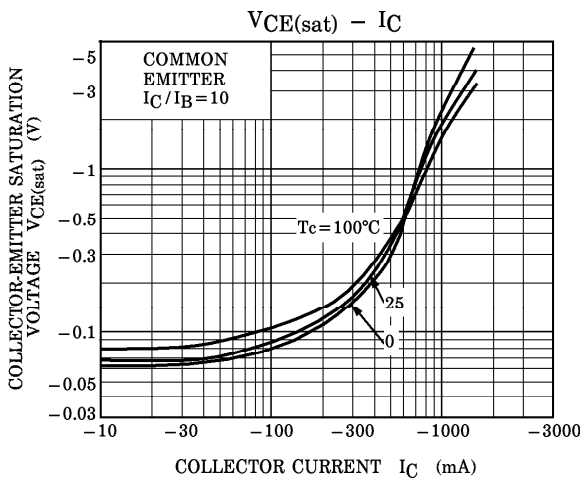
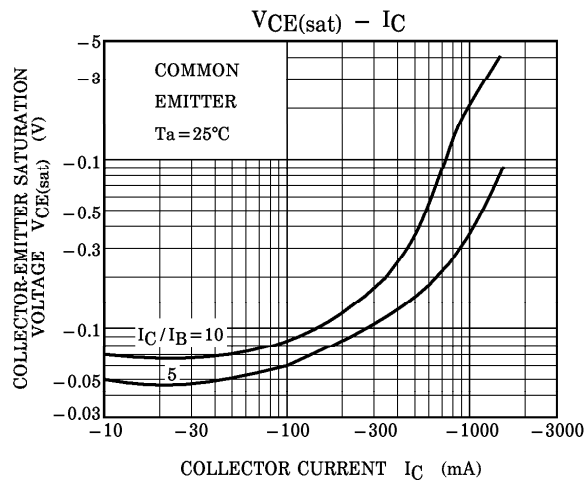
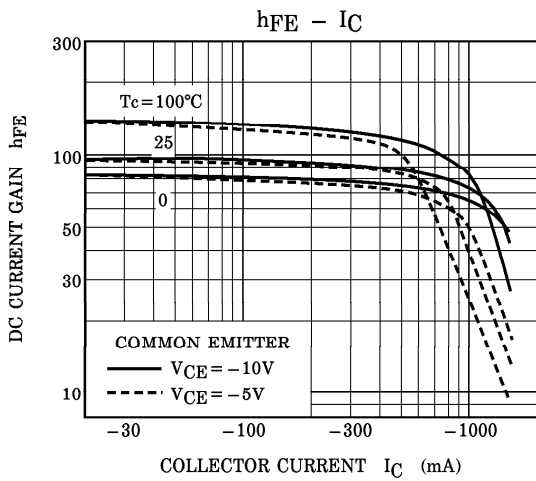
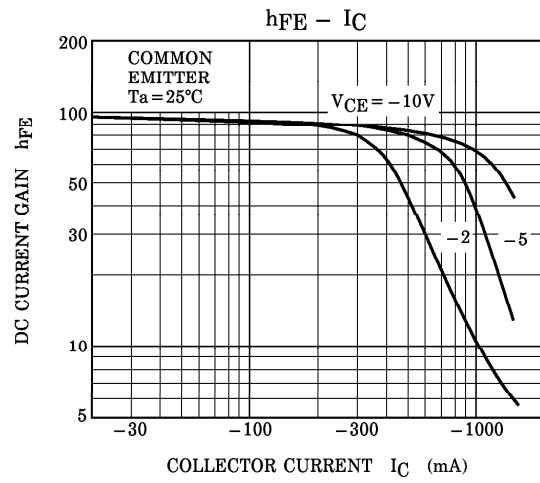
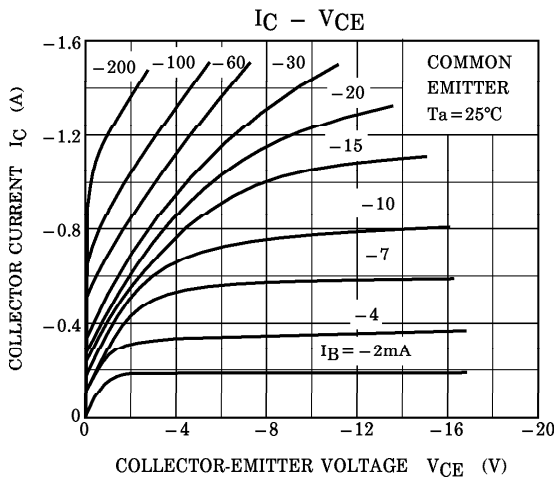
ELECTRICAL CHARACTERISTICS (Ta = 25°C)

CHARACTERISTIC	SYMBOL	TEST CONDITION	MIN.	TYP.	MAX.	UNIT
Collector Cut-off Current	I _{CB0}	V _{CB} = -150V, I _E = 0	—	—	-1.0	μA
Emitter Cut-off Current	I _{EBO}	V _{EB} = -6V, I _C = 0	—	—	-1.0	μA
Collector-Emitter Breakdown Voltage	V _{(BR)CEO}	I _C = -10mA, I _B = 0	-150	—	—	V
DC Current Gain	h _{FE} (Note)	V _{CE} = -5V, I _C = -200mA	60	—	200	
Collector-Emitter Saturation Voltage	V _{CE(sat)}	I _C = -500mA, I _B = -50mA	—	—	-1.5	V
Base-Emitter Voltage	V _{BE}	V _{CE} = -5V, I _C = -5mA	-0.5	—	-0.8	V
Transition Frequency	f _T	V _{CE} = -5V, I _C = -200mA	15	50	—	MHz
Collector Output Capacitance	C _{ob}	V _{CB} = -10V, I _E = 0, f = 1MHz	—	—	35	pF

Note : h_{FE} Classification R : 60~120 O : 100~200

961001EAA2

● TOSHIBA is continually working to improve the quality and the reliability of its products. Nevertheless, semiconductor devices in general can malfunction or fail due to their inherent electrical sensitivity and vulnerability to physical stress. It is the responsibility of the buyer, when utilizing TOSHIBA products, to observe standards of safety, and to avoid situations in which a malfunction or failure of a TOSHIBA product could cause loss of human life, bodily injury or damage to property. In developing your designs, please ensure that TOSHIBA products are used within specified operating ranges as set forth in the most recent products specifications. Also, please keep in mind the precautions and conditions set forth in the TOSHIBA Semiconductor Reliability Handbook.



961001EAA2'

● The information contained herein is presented only as a guide for the applications of our products. No responsibility is assumed by TOSHIBA CORPORATION for any infringements of intellectual property or other rights of the third parties which may result from its use. No license is granted by implication or otherwise under any intellectual property or other rights of TOSHIBA CORPORATION or others.
● The information contained herein is subject to change without notice.

