



Solder Anchor Attachment Method

Part Number: 374924B60024

(Vis Number: 037814)

This part is in stock and available for immediate delivery:

Contact your [local sales rep](#)

BGA Surface	Interface	Heat Sink Finish	Part Class
All	T766	Black Anodize	A

Features and Benefits

- New unique wire clip design allows for complete reworkability after assembly
- Configurations are available for a wide range of BGA package sizes in any thickness up to 3.0mm
- Minimal PC Board real estate is required for mounting
- Solder Anchors provide the most rugged mounting in the industry
- Each Heat Sink utilizes a phase change pad as the interface for optimal performance



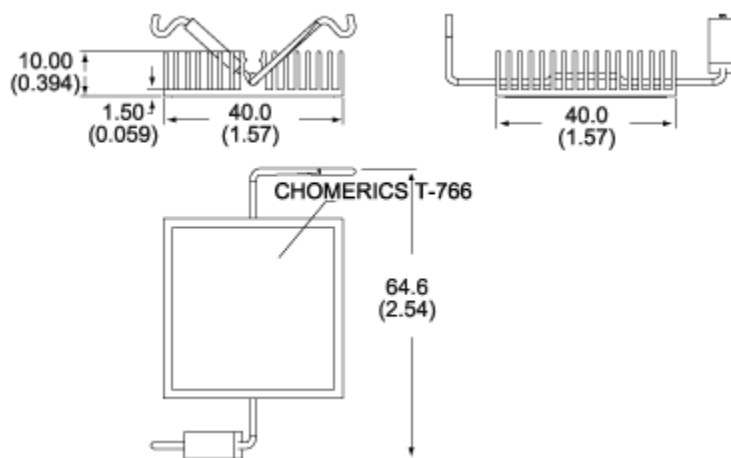
Solder anchors are sold separately

Part Number Do57

2 Solder anchors must be soldered to the PCB Prior to attaching the heat sink clip.

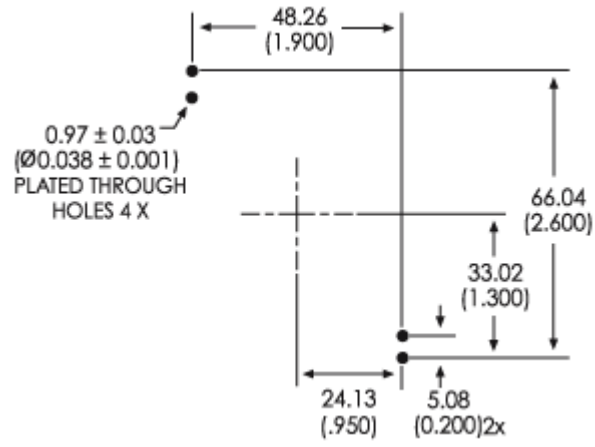
Width	Length	Height	Fin Thickness Across Width	Fin Thickness Across Length	Base Thickness	# of fins across width	# of fins across length
40mm	40mm	10mm	0.9mm	0.89mm	1.5mm	16	17

Mechanical Outline Drawing



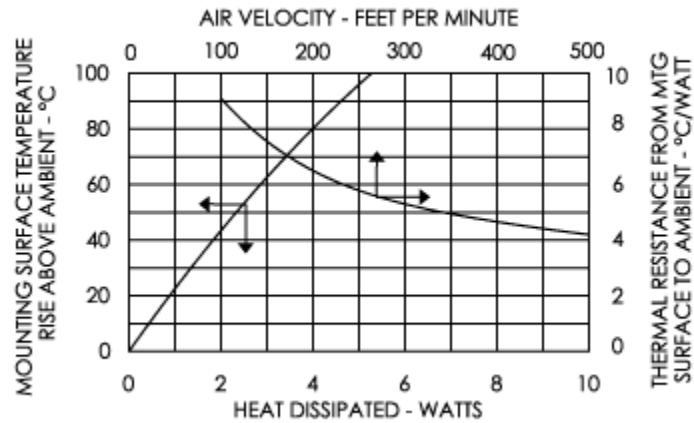
Unless otherwise shown, tolerances are $\pm 0.38 (\pm 0.015)$

Recommended PCB Hole Pattern



Thermal Performance

* θ_n	** θ_f
20.3	6.46



*Natural convection thermal resistance is based on a 75 °C heat sink temperature rise.

**Forced convection thermal resistance based on an entering 1.0 m/s (200 lfm) airflow.
Due to various heat dissipation paths within a BGA device, please test the heat sink in your application.

This data sheet represents only one of a broad range of products we make to cool electronics.
Our representatives can help you configure a complete cooling solution for your individual applications.

Visit us at www.aavidthermalloy.com • info@aavid.com • ©2002 Aavid Thermalloy, LLC