

62074 FIBER OPTIC GaAlAs LIGHT EMITTING DIODE



Features:

- Hermetically Sealed
- High Radiant Output for Fiber Optic Applications
- High Speed
- Spectrally Matched to the 61082 Series PIN Diode

Applications:

- Computer Peripheral Link
- Tempest Applications
- Mobile Communications
- Local Area Networks

DESCRIPTION

The **62074** Light Emitting Diodes are designed to interface with multimode fibers from 50/125 to 200/300 microns. These LED's convert electrical current into optical power that can be used in fiber optic communication. This series provides high irradiance and is mounted on a TO-46 header with metal protective cap. Available binned to customer specifications and/or screened to MIL-PRF-19500.

ABSOLUTE MAXIMUM RATINGS 25°C FREE AIR TEMPERATURE UNLESS NOTED

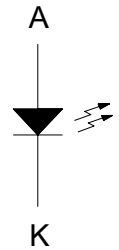
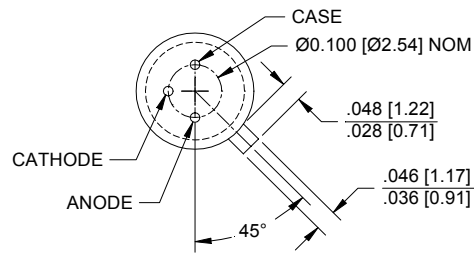
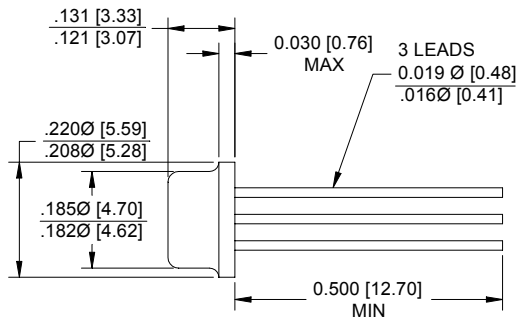
Storage Temperature.....	-55°C to +150°C
Operating Temperature	-40°C to +125°C
Reverse Voltage(at 25°C case temperature)	1Vdc
Forward Current-Continuous.....(See note 1).....	100mA
Soldering Temperature (1/16 inch from case for 10 seconds).....(See note 2)	240°C
Transmission Rate at 100mA I _F	10Mbits/s

NOTES:

1. Derate linearly to 125°C free-air temperature at the rate of 1.0 mA/°C.
2. RMA flux is recommended.

Package Dimensions

Schematic Diagram



ALL DIMENSIONS ARE IN INCHES [MILLIMETERS]

ELECTRICAL CHARACTERISTICST_A = 25°C unless otherwise specified.

PARAMETER	SYMBOL	MIN	TYP	MAX	UNITS	TEST CONDITIONS	NOTE
Output Power 62074-X01 62074-X02	P _O	2.5	7.5		mW	I _F = 100mA	
Coupled Power Out 62074-XX1 62074-X02	P _{OC}	150 50			μW	I _F = 100mA	1
Forward Voltage 62074-XXX	V _F			2.0	V	I _F = 100mA	
Reverse Breakdown Voltage 62074-XXX	B _{VR}	1			V	I _R = 10μA	
Reverse Current 62074-XXX	I _R		6	10	μA	V _R = 1.0V	
Radiation Rise/Fall Time 62074-XXX	t _R			10	ns	I _F = 100mA Prebias @ 5 mA	
Peak Wavelength 62074-XXX	λ _P	830		870	nm	I _F = 50mA	

NOTES:

1. Tested using a 100/140μm fiber with a 0.29nA. Actual coupled power may vary due to alignment procedures and/or receptable and fiber tolerances.

RECOMMENDED OPERATING CONDITIONS:

PARAMETER	SYMBOL	MIN	MAX	UNITS
Forward Current	I _F	75	100	mA
Transmission Rate		10		Mbits/S

SELECTION GUIDE

PART NUMBER	PART DESCRIPTION	P _O Range
62074-001	GaAIAs Fiber Optic LED in TO-46 package, commercial version	2.0-5.0
62074-101	GaAIAs Fiber Optic LED in TO-46 package (-55° to +125°C) with 100% screening	2.0-5.0
62074-002	GaAIAs Fiber Optic LED in TO-46 package, commercial version	2.5-5.0
62074-102	GaAIAs Fiber Optic LED in TO-46 package (-55° to +125°C) with 100% screening	2.5-5.0