


Series 800

PCB connectors 2.54 mm

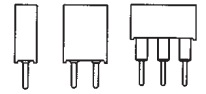
Single row / double row / triple row

Solder tail






Receptacles, solder tail

Accept square pins \square 0.635 mm and round pins \varnothing 0.70–0.80 mm

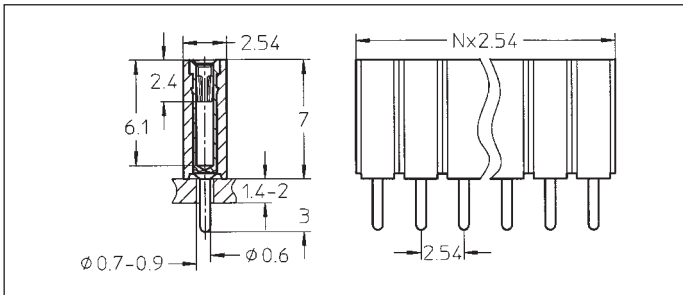


For corresponding pin connectors see pages 30 to 35

Platings	Sleeve 	Clip 	Pin 
91	5 μ m Sn Pb	0.25 μ m Au	
93	5 μ m Sn Pb	0.75 μ m Au	
99	5 μ m Sn Pb	5 μ m Sn Pb	

Ordering information

Replace **xxx** with the number of poles, e.g. 803-91-**xxx**-10-001 for a double row version with 8 pins per row becomes: 803-91-**016**-10-001

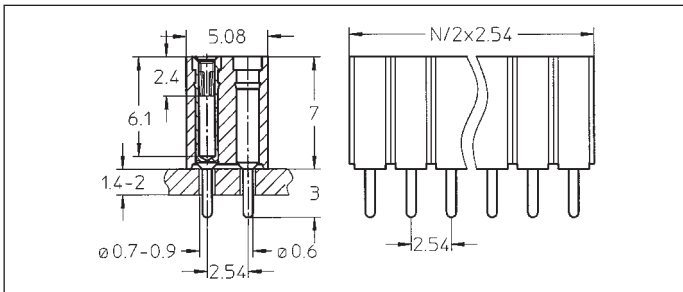


801-91-xxx-10-001
801-93-xxx-10-001
801-99-xxx-10-001

Straight receptacle: solder tail, single row

Availability from: 1 to 50 contacts
Standard number of contacts 24, 28, 29, 30, 36, 42, 48, 50

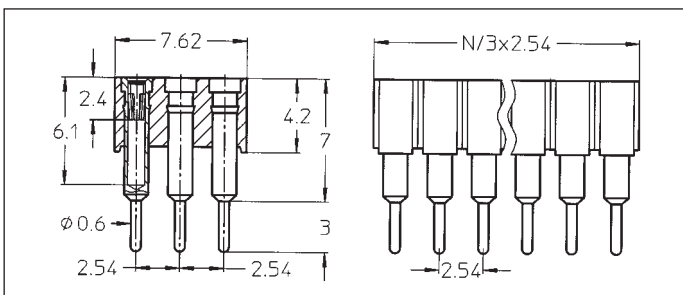
Option
On request with clinched (right/left) solder tails



803-91-xxx-10-001
803-93-xxx-10-001
803-99-xxx-10-001

Straight receptacle: solder tail, double row

Availability from: 4 to 100 contacts
Standard number of contacts 72 and 100



805-91-xxx-10-001
805-93-xxx-10-001
805-99-xxx-10-001

Straight receptacle: solder tail, triple row

Availability from: 9 to 96 contacts
Standard number of contacts 96