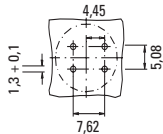


Holder / No. 831

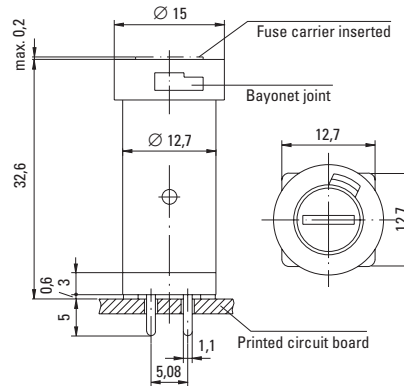


Vertical / 4 - Pin



Holes in the printed circuit board: 1,3 + 0,1

PC Mount, Shocksafe 5x20mm Fuses



Specifications

Standard

IEC 60127-6
UL 512
CSA C22.2. No.39

Approvals (only 831/835)

VDE: License No. 123441
SEMKO: Certificate No. 9939091
UL Recognized: File No. E 70164
CSA Certified: File No. 47574



Mounting

(4) Solder pins 0.5mm x 1.1mm
The pins spaced at 5.08mm form a common connection.

Protection Class & Category

IP 40 (IEC 60529)
PC2 (IEC 60127-6)

Materials

Holder/Cap: Black Thermoplastic Polyamide PA 6.6, UL94 V-0
Metal Parts: Copper alloy, corrosion protected
Terminals: Solderable, tinned

Electrical Data (23°C)

Rated Voltage: 250V
Rated Current: 6.3A (VDE/SEMKO)
16A (UL/CSA)
Rated Power: 2.5W (VDE/SEMKO)

Operating Temperature

-25°C to +70°C (consider de-rating)

Climatic Test

-25°C/+70°C/21 days (IEC 60068-2-1...3)

Stock Conditions

+10°C to +60°C
relative humidity ≤ 75% yearly average,
without dew, maximum value for 30 days - 95%

Vibration Resistance

24 cycles at 15 min. each (IEC 60068-2-6)
10 - 60Hz at 0.75mm amplitude
60 - 2000Hz at 10g acceleration

Contact Resistance

≤ 5mΩ

Dielectric Strength

> 1.5 kV

Impulse Voltage

4 kV, 50 Hz, 1 min., dry

Insulation Resistance

> 10³ MΩ (500 VDC, 1 min.)

Solderability

235°C, 3 sec. (Wave)
350°C, 1 sec. (Soldering Iron)

Soldering Heat Resistance

260°C, 5 sec. (IEC 60068-2-20)

Minimum Cross Section

Conducting path - 0.2mm²

Marking

831, 250V, Approvals

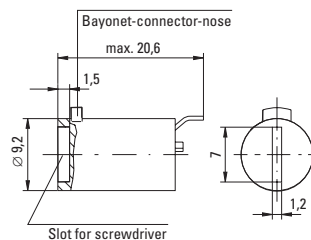
Unit Weight

4.1g (Holder) / 1.6g (835) / 2.2g (837)

Cap / No. 835



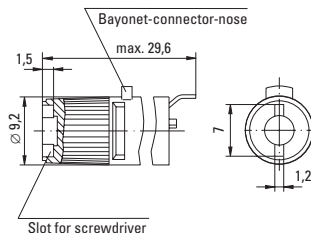
Flush Mount Type



Cap / No. 837



Finger Grip Type



Order Information

Packaging

Bulk (100 pcs.)

Order Numbers

Holder No. 831 0000 000
Cap, Flush Mount No. 835 0000 000
Cap, Finger Grip No. 837 0000 000



Note: 1.00 means the number one with two decimal places. 1,000 means the number one thousand.