

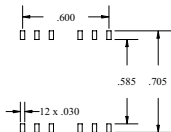
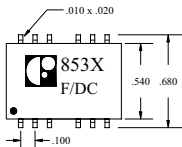


- Low profile packages
- Ideal for PC Card and Cardbus applications
- Compatible with Intel, TDK, QSI, and ICS transceivers

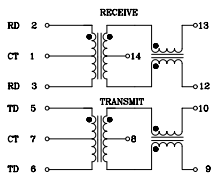


Mechanical and Schematic (All dimensions in inches)

SUGGESTED PAD LAYOUT



SCHEMATIC



NOTE: Transmit and receive channels are interchangeable on 8530.

ELECTRICAL SPECIFICATION @ 25°C

Part Number	Turns Ratio (±5%)		Insertion Loss 100 kHz-100MHz (dB MAX)	Return Loss (dB MIN)			Differential to Common Mode Rejection (dB MIN)				Crosstalk (dB MIN)			Hipot (Vrms MIN)
	Transmit	Receive		30 MHz	60 MHz	80 MHz	30 MHz	50 MHz	100 MHz	150 MHz	30 MHz	62 MHz	100 MHz	
8530	1:1	1:1	-1.3	-18	-13	-11	-40	-35	-30	-20	-40	-40	-35	1500
8531□	2:1	1:1	-2.0	-18	-12	-10	-30	-30	-30	-20	-40	-40	-35	1500