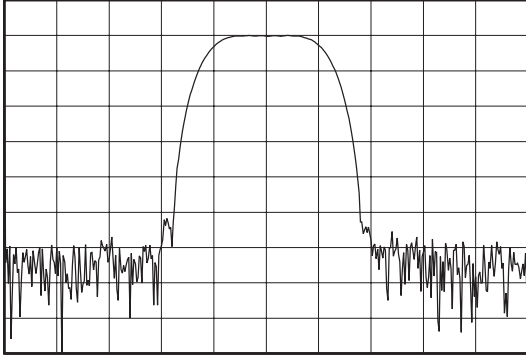
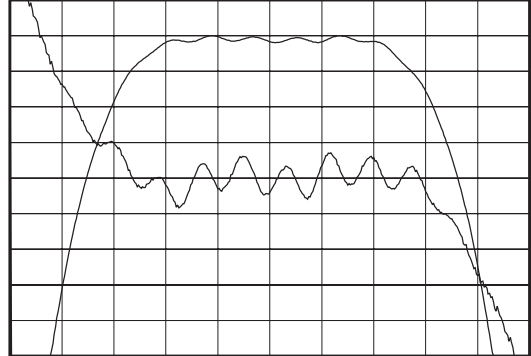


Preliminary Specifications

Typical Performance



Horizontal: 1 MHz/Div
Vertical: 10 dB/Div

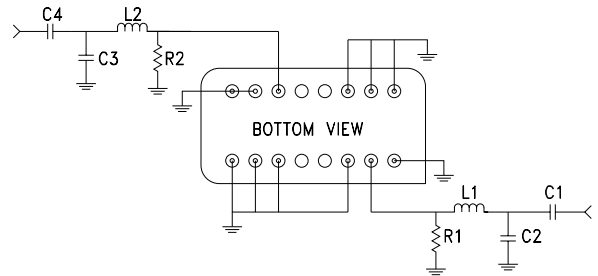
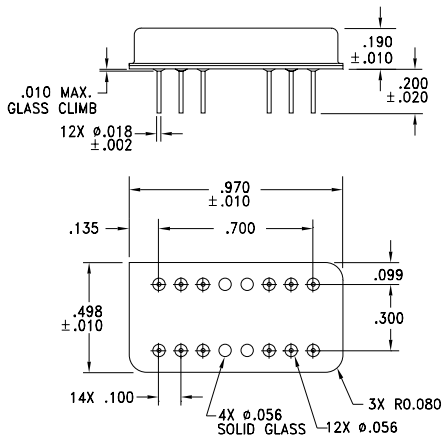


Horizontal: 300 kHz/Div
Vertical: 1 dB/Div
Vertical: 1 deg/Div

Specifications

Parameter	Unit	Minimum	Typical	Maximum
Center Frequency at F_o	MHz	-	114.99	-
Insertion Loss at F_o	dB	-	21	25
Lower 0.5 dB Point	MHz	0	114.262	114.29
Upper 0.5 dB Point	MHz	115.69	115.732	-
Lower 50 dB Point	MHz	112	113.197	-
Upper 50 dB Point	MHz	-	116.804	118
Amplitude Ripple	dB	-	0.2	0.5
Phase Linearity ⁽¹⁾	deg	-	2	5
In/Out Return Loss	dB	14	20	-
Triple Transit Suppression	db	30	40	-
Substrate Material	-	-	Quartz	-
Operating Temperature Range	°C	-10	25	70

Package Outline Matching Configuration



L1 = 180 nH, L2 = 220 nH, C1 = 18 pF
C2 = 12 pF, C3 = 8 pF, C4 = 9 pF
R1 = 1 K Ω , R2 = 1 k Ω
Nominal Source/Load Impedance = 50 Ω
Package Style Modified M

11/30/99