

## 125 Watt (Din Rail) AC/DC Converter

- DIN RAIL SWITCHING POWER SUPPLY
- UNIVERSAL INPUT RANGE 90...264 VAC, 47...63HZ OR 120...370VDC
- ULTRA COMPACT SIZE
- 3000 VAC INPUT-OUTPUT ISOLATION
- REGULATED OUTPUT
- 125W WITH 18CFM FAN
- EFFICIENCY UP TO 75%
- PFC FUNCTION

## ELECTRICAL SPECIFICATIONS

All specifications valid at nominal Input voltage, full load and +25°C after warm-up time unless otherwise stated.

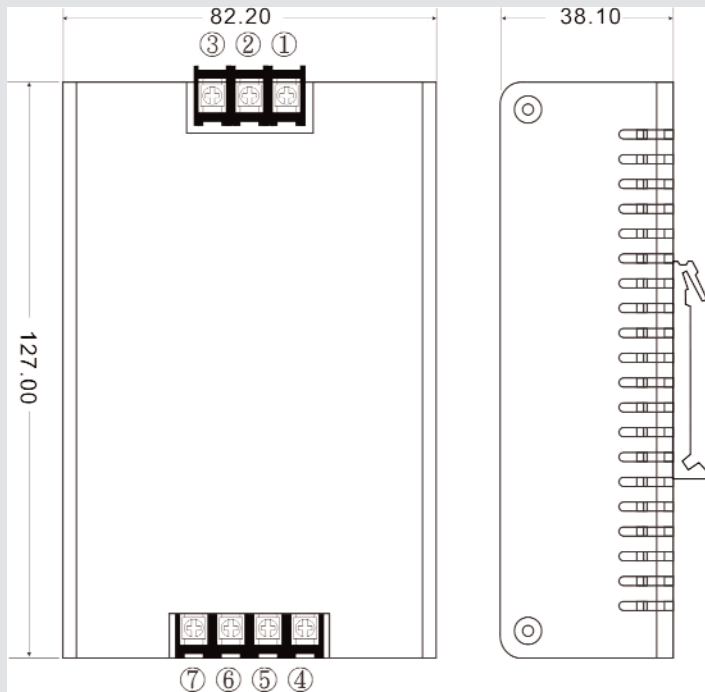
Model No. (Single Output)	AMED125-3.3S	AMED125-5S	AMED125-12S	AMED125-15S	AMED125-24S	AMED125-48S
Max. Output Wattage (Convection)	52W	80W	95W	95W	95W	95W
Max. Output Wattage (18CFM Fan)	82.5W	125W	125W	125W	125W	125W
Input	Voltage					
	90-260 VAC or 120-370 VDC					
	Frequency (Hz)					
	47-63 Hz					
	Current (Full Load)					
	3A Max. (115VAC) / 1.5A Max. (230VAC)					
Input	Inrush Current (<2ms)					
	30A Max. (115VAC) / 60A Max. (230VAC)					
	Leakage Current					
	3.5mA max.					
	Power Factor					
	PF>0.97 (115VAC) / PF>0.93 (230 VAC) at Full Load					
Output	Voltage (VDC)					
	3.3V	5V	12V	15V	24V	48V
	Voltage Accuracy					
	±2%					
	Max. Current (Convection)					
	16A	16A	7.9A	6.33A	3.95A	1.98A
	Max. Current (18CFM Fan)					
	25A	25A	10.4A	8.33A	5.2A	2.6A
	Line Regulation (LL-HL) (typ.)					
	±1%					
	Load Regulation (5-100%) (typ.)					
	±1%					
Minimum Load						
0%						
Maximum Capacitive Load						
470-23,000µF Depending on model.						
Ripple & Noise						
100mV max.			1% max.			
Efficiency						
68%	70%	75%	75%	75%	75%	
Hold-up Time						
18ms min.						
Switching Frequency						
67kHz						
Protection	Over Power Protection					
	Auto Recovery					
	Over Voltage Protection					
Auto Recovery						
Short Circuit Protection						
Auto Recovery						
Isolation	Input-Output (VAC)					
	3000V					
	Input-FG (VAC)					
1500V						
Output-FG (VAC)						
500V						
Environment	Operating Temperature (Conv)					
	-25°C ... +40°C (without derating)					
	Operating Temperature (Fan)					
	-25°C ... +50°C (without derating)					
	Storage Temperature					
	-40°C ... +85°C					
Temperature Coefficient						
0.02% / °C (0...50°C)						
Humidity						
95% RH						
MTBF						
> 100,000 hrs @ 25°C (MIL-HDBK-217F)						
Physical	Dimensions (LxWxH)					
	5.00 x 3.24 x 1.50 Inches (127.0 x 82.2 x 38.1mm) Tolerance ±0.5mm					
	Weight					
470g						
Cooling Method						
Free Air Convection / 18CFM Forced Air						
EMC	EMI (Conducted & Radiated Emission)					
	EN55022 Class B					
EMS (Noise Immunity)						
EN55024						

Specifications are subject to change without notification.

Continued on next page

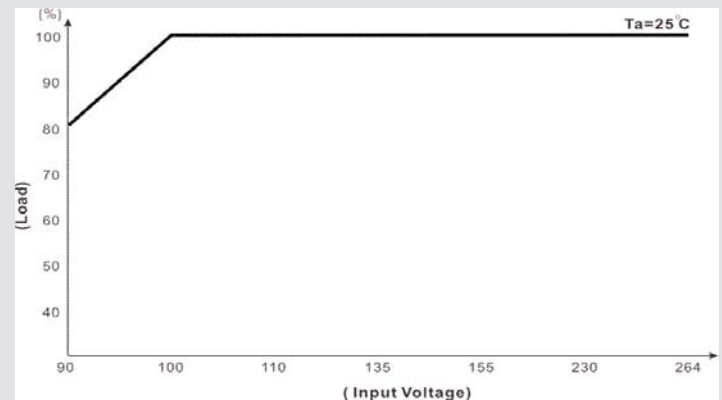
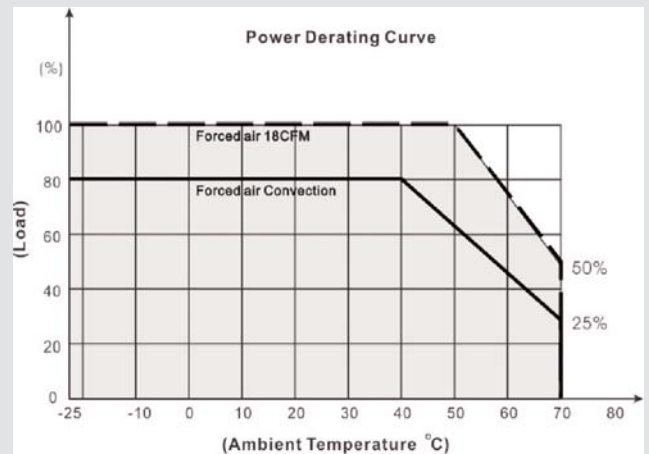
## OUTLINE DIMENSIONS & PIN CONNECTIONS

MECHANICAL DIMENSION (Top View)



Pin	Single
1	FG
2	AC Input (N)
3	AC Input (L)
4, 5	+DC Output
6, 7	-DC Output

DERATING



BLOCK DIAGRAM

