



- DIN RAIL SWITCHING POWER SUPPLY
- UNIVERSAL INPUT RANGE 90...264 VAC, 47...63HZ OR 120...370VDC
- ULTRA COMPACT SIZE
- 3000 VAC INPUT-OUTPUT ISOLATION
- REGULATED OUTPUT
- 250W WITH 18CFM FAN
- EFFICIENCY UP TO 80%
- PFC FUNCTION

ELECTRICAL SPECIFICATIONS

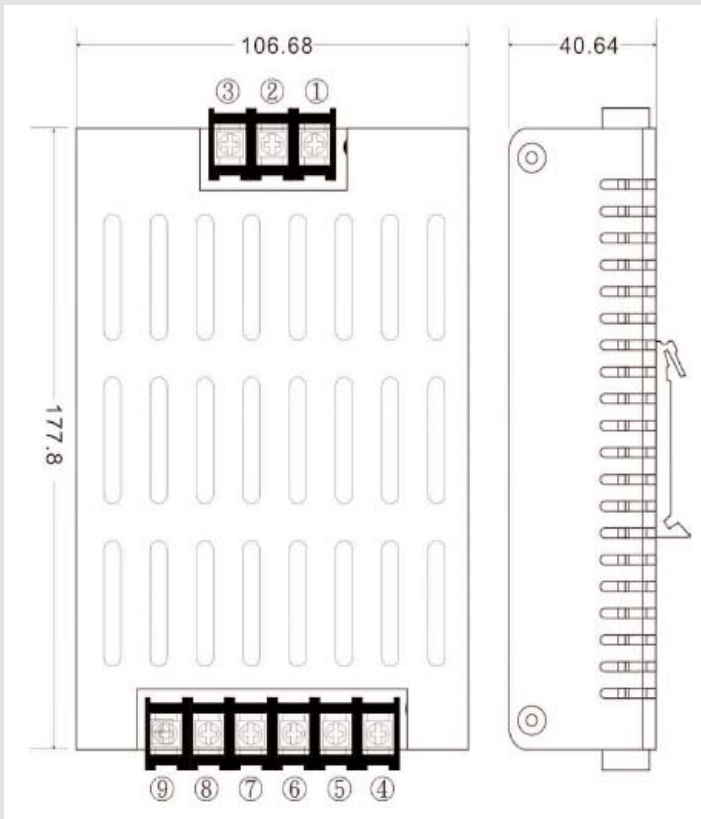
All specifications valid at nominal Input voltage, full load and +25°C after warm-up time unless otherwise stated.

Model No. (Single Output)		AMED250-3.3SZ	AMED250-5SZ	AMED250-12SZ	AMED250-15SZ	AMED250-24SZ	AMED250-48SZ
Max. Output Wattage (18CFM Fan)		132W	200W	250W	250W	250W	250W
Max. Output Wattage (Convection)		80W	120W	162W	162W	162W	162W
Input	Voltage	90-260 VAC or 120-370 VDC					
	Frequency (Hz)	47-63 Hz					
	Current (Full Load)	4A Max. (115VAC) / 2A Max. (230VAC)					
	Inrush Current (<2ms)	40A Max. (115VAC) / 80A Max. (230VAC)					
	Leakage Current	3.5mA max.					
	Power Factor	PF>0.97 (115VAC) / PF>0.93 (230 VAC) at Full Load					
Output	Voltage (VDC)	3.3V	5V	12V	15V	24V	48V
	Voltage Accuracy	±2%					
	Max. Current (18CFM Fan)	40A	40A	20.83A	16.66A	10.4A	5.2A
	Max. Current (Convection)	24.24A	24A	13.5A	10.8A	6.75	3.375A
	Line Regulation (LL-HL) (typ.)	±1%					
	Load Regulation (5-100%) (typ.)	±1%					
	Minimum Load	0%					
	Maximum Capacitive Load	470-23,000µF Depending on model.					
	Ripple & Noise	100mV max.			1% max.		
	Efficiency	69%	75%	80%	80%	80%	80%
	Hold-up Time	18ms min.					
Protection	Over Power Protection	Auto Recovery					
	Over Voltage Protection	Zener diode clamp					
	Short Circuit Protection	Auto Recovery					
Isolation	Input-Output (VAC)	3000V					
	Input-FG (VAC)	1500V					
	Output-FG (VAC)	500V					
Environment	Operating Temperature (Conv)	-25°C ... +70°C (with derating)					
	Storage Temperature	-40°C ... +85°C					
	Temperature Coefficient	0.02% / °C (0~50°C)					
	Humidity	95% RH					
	MTBF	> 50,000 hrs @ 25°C (MIL-HDBK-217F)					
Physical	Dimensions (LxWxH)	7 x 4.2 x 1.6 Inches (177.8 x 106.68 x 40.64 mm) Tolerance ±0.5mm					
	Weight	842g					
	Cooling Method	Free Air Convection / 18CFM Forced Air					
EMC	EMI (Conducted & Radiated Emission)	EN55022 Class B					
	EMS (Noise Immunity)	EN55024					

Specifications are subject to change without notification.

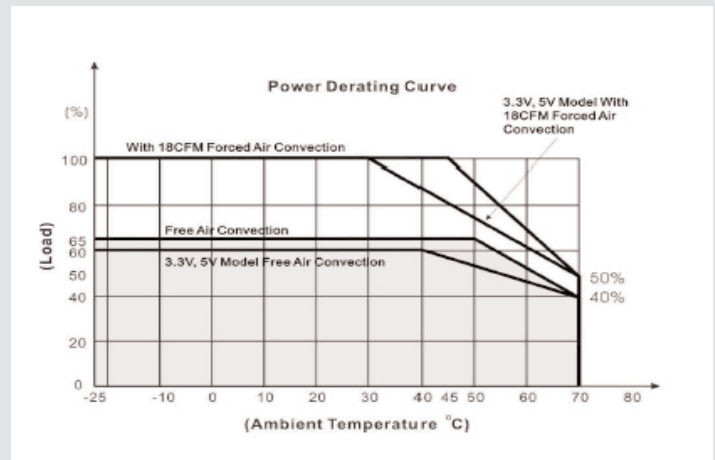
OUTLINE DIMENSIONS & PIN CONNECTIONS

MECHANICAL DIMENSION (Top View)

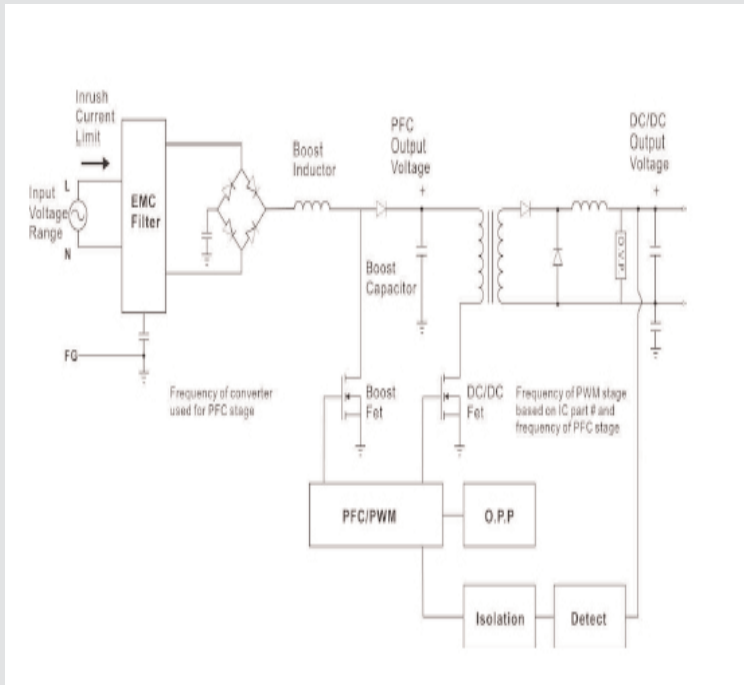


Pin	Single
1	FG
2	AC IN (N)
3	AC IN (L)
4	+DC Output
5	+DC Output
6	+DC Output
7	-DC Output
8	-DC Output
9	-DC Output

DERATING



BLOCK DIAGRAM SINGLE OUTPUT VOLTAGE



STATIC CHARACTERISTICS

