


ATS-1 and ATS-2 Crystals

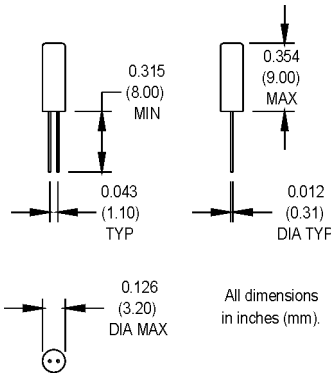


Hermetically sealed AT-strip crystals for incorporation in frequency and time domain products

ATS-1 and ATS-2 crystals provide a convenient component for incorporation into other components or subsystems. These units are engineered for assembly in all common solder reflow processes, including typical IR and vapor phase reflow temperature profiles.

ATS-1 00.0000 MHz (customer specified frequency)

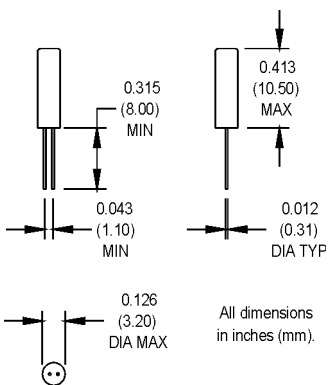
ATS-1-R 00.0000 MHz (RoHS Compliant and customer specified frequency)



PARAMETERS	*ATS-1	*ATS-2
Frequency Range ¹	4.001 to 70.000 MHz	3.579 to 4.000 MHz
Tolerance @ +25°C	±30 ppm	±30 ppm
Stability	±50 ppm	±50 ppm
Aging	±5 ppm/yr. Max.	±5 ppm/yr. Max.
Shunt Capacitance	5 pF Max.	5 pF Max.
Load Capacitance	18 pF Std.	18 pF Std.
Standard Operating Conditions	-10°C to +60°C	-10°C to +60°C
Equivalent Series Resistance (ESR), Max.		
Fundamental (AT-cut)		200 Ω
3.579 to 3.999 MHz		
4.000 to 5.999 MHz	150 Ω	
6.000 to 9.999 MHz	100 Ω	
10.000 to 32.000 MHz	50 Ω	
Third Overtones (AT-cut)		
30.000 to 35.999 MHz	100 Ω	
36.000 to 70.000 MHz	80 Ω	
Drive Level	100 μW Max.	100 μW Max.
Holder (ATS-1 and ATS-2)	Compression seal	
Mechanical Shock	MIL-STD-202, Method 213, C	
Vibration	MIL-STD-202, Method 201 & 204	
Solder Conditions	Per MIL-STD-202, Method 210, Condition C	
Thermal Cycle	MIL-STD-883, Method 1010, B	

* Series resonant designated by "SR" prefix (i.e., SRATS-1).

¹ Because this product is based on AT-strip technology, not all frequencies in the range stated are available. Contact the factory for availability of specific frequencies.



ATS-2 00.0000 MHz (customer specified frequency)

ATS-2-R 00.0000 MHz (RoHS Compliant and customer specified frequency)

MtronPTI Lead Free Solder Profile

