



SAW Components

Data Sheet B5027





SAW Components

B5027

Low-Loss Filter

463,7375 MHz

Data Sheet

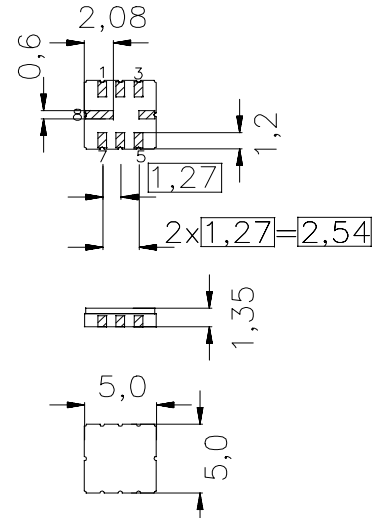
Ceramic package QCC8C

Features

- Low-loss RF filter for CDMA450 base stations
- Usable passband 7,475 MHz
- Ceramic SMD package
- RoHS compliant

Terminals

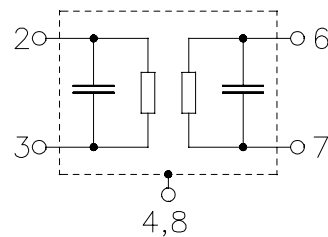
- Gold plated



Dimensions in mm, approx. weight 0,116 g

Pin configuration

- 3 Input
- 2 Input ground
- 7 Output
- 6 Output ground
- 4, 8 Case ground
- 1, 5 to be grounded



Type	Ordering code	Marking and Package according to	Packing according to
B5027	B39461-B5027-U310	C61157-A7-A56	F61074-V8169-Z000

Electrostatic Sensitive Device (ESD)

Maximum ratings

Operable temperature range	T	-40/ +85	°C
Storage temperature range	T_{stg}	-40/ +85	°C
DC voltage	V_{DC}	5	V
Source power	P_s	15	dBm



SAW Components

B5027

Low-Loss Filter

463,7375 MHz

Data Sheet

Characteristics

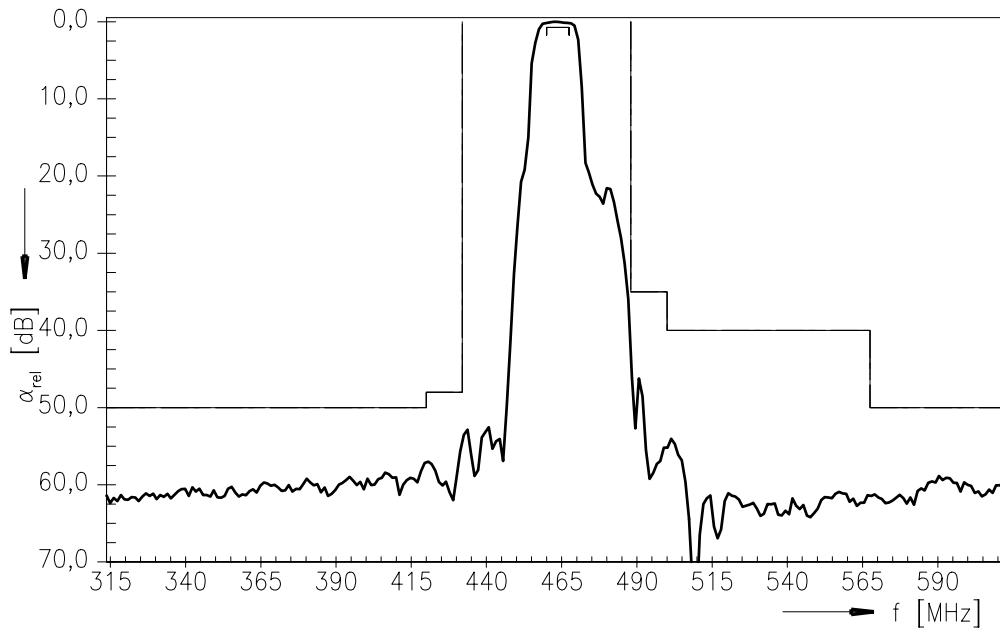
Operating temperature: $T = 0 \dots 80 \text{ }^\circ\text{C}$
 Terminating source impedance: $Z_S = 50 \text{ } \Omega$
 Terminating load impedance: $Z_L = 50 \text{ } \Omega$

		min.	typ.	max.	
Nominal frequency	f_N	—	463,7375	—	MHz
Insertion attenuation	@ f_N α_N	—	2,0	3,0	dB
Pass bandwidth	$B_{1,0\text{dB}}$ $\alpha_{\text{rel}} \leq 1,0 \text{ dB}$	—	12,5	—	MHz
Amplitude ripple (p-p)	$\Delta\alpha$ 460,000 MHz...467,475 MHz	—	0,5	0,75	dB
Group delay ripple (p-p)	$\Delta\tau$ 460,000 MHz...467,475 MHz over any 1.25MHz contiguous bandwidth	—	25	40	ns
Phase linearity (rms)	$f_N \pm 3,7375 \text{ MHz } \Delta\tau$ over any 1.25MHz contiguous bandwidth	—	1,1	2,0	°
Return Loss	460,000 MHz...467,475 MHz	10	15	—	dB
Relative attenuation (relative to α_N)	α_{rel}				
	20,000 MHz ... 420,000 MHz	50	56	—	dB
	420,000 MHz ... 432,000 MHz	48	53	—	dB
	488,000 MHz ... 500,000 MHz	35	40	—	dB
	500,000 MHz ... 567,520 MHz	40	54	—	dB
	567,520 MHz ... 675,040 MHz	50	52	—	dB
	675,040 MHz ... 682,515 MHz	55	57	—	dB
	682,515 MHz ... 1200,000 MHz	40	43	—	dB
	1200,000 MHz ... 1724,985 MHz	35	40	—	dB
Temperature coefficient of frequency	TC_f	—	- 36	—	ppm/K

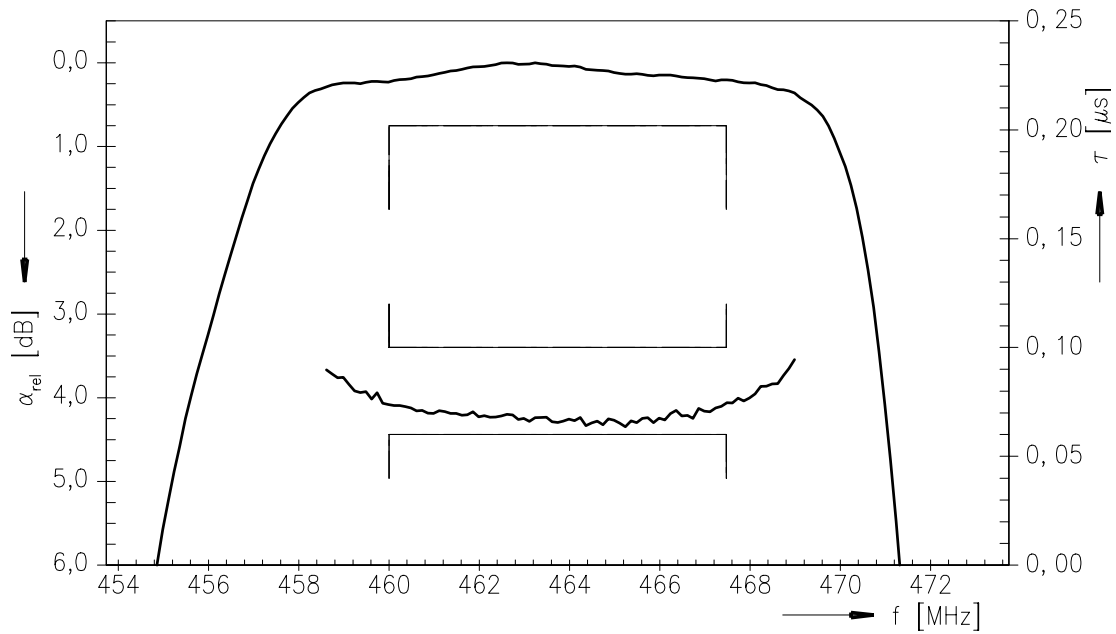


Data Sheet

Normalized frequency response



Normalized frequency response (pass band)





SAW Components

B5027

Low-Loss Filter

463,7375 MHz

Data Sheet

Published by EPCOS AG

Surface Acoustic Wave Components Division, SAW COM WT PD

P.O. Box 80 17 09, 81617 Munich, GERMANY

© EPCOS AG 2005. Reproduction, publication and dissemination of this brochure and the information contained therein without EPCOS' prior express consent is prohibited.

Purchase orders are subject to the General Conditions for the Supply of Products and Services of the Electrical and Electronics Industry recommended by the ZVEI (German Electrical and Electronic Manufacturers' Association), unless otherwise agreed.

This brochure replaces the previous edition.

For questions on technology, prices and delivery please contact the Sales Offices of EPCOS AG or the international Representatives.

Due to technical requirements components may contain dangerous substances. For information on the type in question please also contact one of our Sales Offices.