



# SAW Components

Data Sheet B5006





SAW Components

B5006

Low-Loss Filter

190,0 MHz

Data Sheet

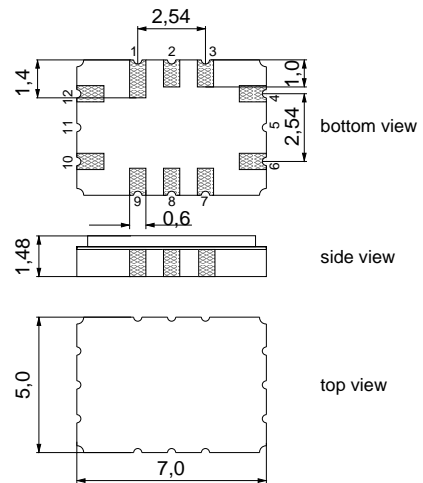
Ceramic package QCC12C

Features

- Low-loss IF filter for W-CDMA base station
- High near-by selectivity
- Temperature stable
- Balanced or unbalanced operation possible
- Ceramic SMD package

Terminals

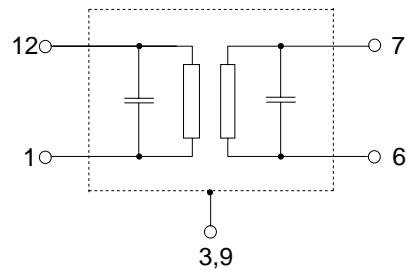
- Gold plated



Dimensions in mm, approx. weight 0,2 g

Pin configuration

- |             |                                  |
|-------------|----------------------------------|
| 12          | Input                            |
| 1           | Input ground or balanced input   |
| 6           | Output                           |
| 7           | Output ground or balanced output |
| 2, 4, 8, 10 | To be grounded                   |
| 3, 9        | Case ground                      |



Type	Ordering code	Marking and Package according to	Packing according to
B5006	B39191-B5006-H310	C61157-A7-A95	F61074-V8170-Z000

Electrostatic Sensitive Device (ESD)

Maximum ratings

Operable temperature range	$T_A$	-40 / +85	°C
Storage temperature range	$T_{stg}$	-40 / +85	°C
DC voltage	$V_{DC}$	0	V
Source power	$P_s$	10	dBm


**SAW Components**
**B5006**
**Low-Loss Filter**
**190,0 MHz**
**Data Sheet**
**Characteristics**

Operating temperature range:  $T_A = -10 \dots +85 \text{ }^\circ\text{C}$   
 Terminating source impedance:  $Z_S = 50 \text{ } \Omega$  and matching network  
 Terminating load impedance:  $Z_L = 50 \text{ } \Omega$  and matching network

		min.	typ.	max.	
<b>Nominal frequency</b>	$f_N$	—	190,0	—	MHz
<b>Minimum insertion attenuation</b>	$\alpha_{\min}$	—	10,9	12,0	dB
<b>Passband width</b>					
	$\alpha_{\text{rel}} \leq 1 \text{ dB}$		3,84	4,1	MHz
	$\alpha_{\text{rel}} \leq 30 \text{ dB}$		—	6,4	MHz
<b>Amplitude ripple (p-p)</b>	$\Delta\alpha$				
	$f_N \pm 1,92 \text{ MHz}$	—	0,5	1,0	dB
<b>Phase ripple (rms)</b>	$\Delta\phi$				
	$f_N \pm 1,92 \text{ MHz}$	—	0,8	—	$^\circ$ rms
<b>Error vector magnitude</b>	<i>EVM</i>				
	$f_N \pm 1,92 \text{ MHz}$	—	2,0	—	%
<b>Adjacent channel suppression</b>	<i>ACS</i>				
	$f_N \pm 3,08 \text{ MHz} \dots f_N \pm 6,92 \text{ MHz}$	—	35	—	dB
<b>Relative attenuation (relative to <math>\alpha_{\min}</math>)</b>	$\alpha_{\text{rel}}$				
	$f_N \pm 5 \text{ MHz} \dots f_N \pm 100 \text{ MHz}$	40	48	—	dB
<b>Temperature coefficient of frequency<sup>1)</sup></b>	$TC_f$	—	-0,036	—	ppm/K <sup>2</sup>
<b>Turnover temperature</b>	$T_0$	—	20	—	$^\circ\text{C}$

1) Temperature dependance of  $f_c$ :  $f_c(T_A) = f_c(T_0)(1 + TC_f(T_A - T_0)^2)$



SAW Components

B5006

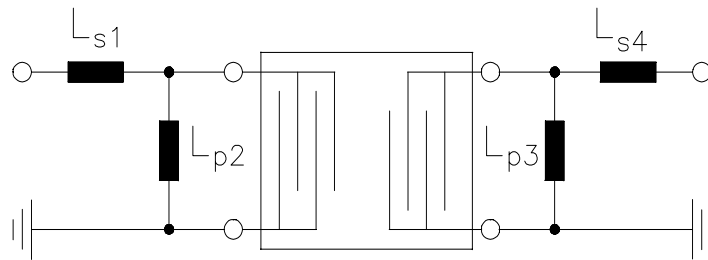
Low-Loss Filter

190,0 MHz

Data Sheet

Matching network to 50  $\Omega$

(element values depend on PCB layout)



$$L_{s1} = 47 \text{ nH} + 220 \text{ nH}$$

$$L_{p2} = 150 \text{ nH}$$

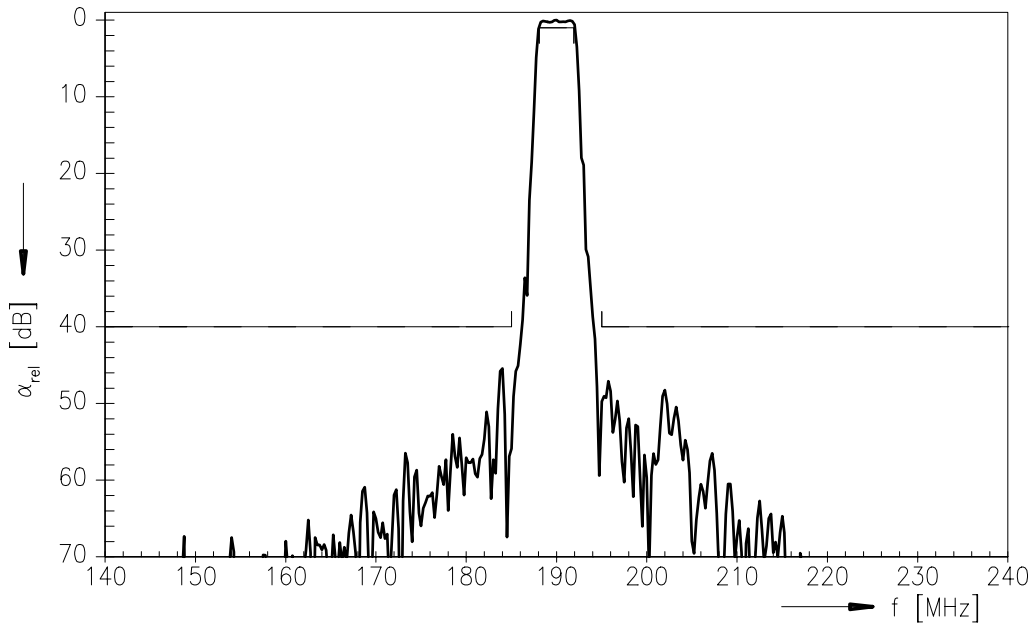
$$L_{p3} = 150 \text{ nH}$$

$$L_{s4} = 330 \text{ nH} + 68 \text{ nH}$$

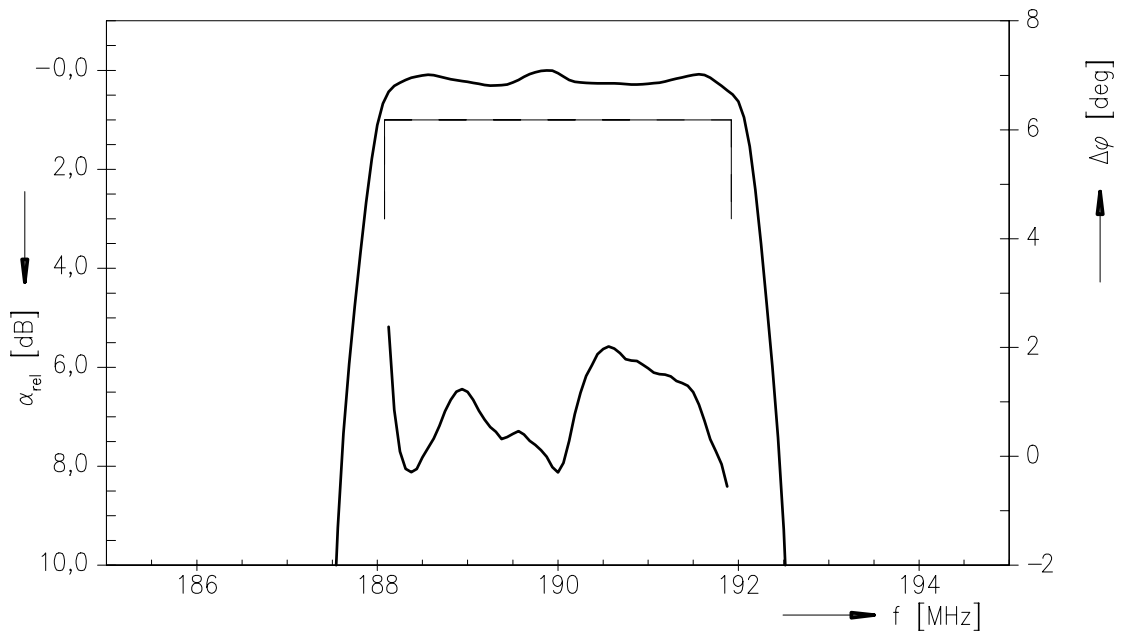


Data Sheet

Transfer function



Transfer function (pass band)





**SAW Components**

**B5006**

**Low-Loss Filter**

**190,0 MHz**

Data Sheet

**Published by EPCOS AG**  
**Surface Acoustic Wave Components Division, SAW MC**  
**P.O. Box 80 17 09, 81617 Munich, GERMANY**

© EPCOS AG 2004. Reproduction, publication and dissemination of this brochure and the information contained therein without EPCOS' prior express consent is prohibited.

Purchase orders are subject to the General Conditions for the Supply of Products and Services of the Electrical and Electronics Industry recommended by the ZVEI (German Electrical and Electronic Manufacturers' Association), unless otherwise agreed.

This brochure replaces the previous edition.

For questions on technology, prices and delivery please contact the Sales Offices of EPCOS AG or the international Representatives.

Due to technical requirements components may contain dangerous substances. For information on the type in question please also contact one of our Sales Offices.