
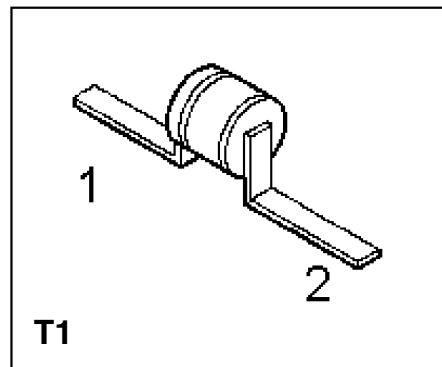



Features

- **HiRel Discrete and Microwave Semiconductor**
- General-purpose diodes for high-speed switching
- Circuit protection
- Voltage clamping
- High-level detecting and mixing
- Hermetically sealed microwave package
-  **esa** qualified
- ESA/SCC Detail Spec. No.: 5512/020



ESD: Electrostatic discharge sensitive device, observe handling precautions!

Type	Marking	Ordering Code	Pin Configuration	Package
BAS70-T1 (ql)	–	see below		T1

(ql) Quality Level: P: Professional Quality, Ordering Code: Q62702A1173
 H: High Rel Quality, Ordering Code: on request
 S: Space Quality, Ordering Code: on request
 ES: ESA Space Quality, Ordering Code: Q62702A674

(see **Chapter Order Instructions** for ordering example)

Table 1 Maximum Ratings

Parameter	Symbol	Limit Values	Unit
Reverse voltage	V_R	70	V
Forward current	I_F	70	mA
Surge forward current ¹⁾	I_{FSM}	85	mA
Power dissipation	P_{tot}	250	mW
Operating temperature range	T_{op}	– 55 to + 150	°C
Storage temperature range	T_{stg}	– 65 to + 150	°C
Soldering temperature	T_{sol}	+ 250	°C
Junction temperature	T_j	150	°C
Thermal resistance junction-case	$R_{th(j-c)}$	100	K/W

¹⁾ $t \leq 10$ ms, duty cycle = 10%

Electrical Characteristics

Table 2 DC Characteristics at $T_A = 25\text{ °C}$ unless otherwise specified

Parameter	Symbol	Limit Values			Unit
		min.	typ.	max.	
Reverse current 1, $V_R = 70\text{ V}$	I_{R1}	–	–	2	μA
Reverse current 2, $V_R = 56\text{ V}$	I_{R2}	–	–	0.1	μA
Forward voltage 1, $I_{F1} = 1\text{ mA}$	V_{F1}	0.30	0.38	0.44	V
Forward voltage 2, $I_{F2} = 10\text{ mA}$	V_{F2}	0.60	0.70	0.78	V
Forward voltage 3, $I_{F3} = 15\text{ mA}$	V_{F3}	0.80	0.85	1.00	V
Differential forward resistance ²⁾ $I_{F2} = 10\text{ mA}, I_{F3} = 15\text{ mA}$	R_{FD}	24	30	32	Ω

$$^2) R_{FD} = \frac{\Delta V_F}{5 \times 10^{-3}} \Omega$$

Table 3 AC Characteristics at $T_A = 25\text{ °C}$ unless otherwise specified

Parameter	Symbol	Limit Values			Unit
		min.	typ.	max.	
Total capacitance, $V_R = 0\text{ V}, f = 1\text{ MHz}$	C_T	1.2	1.5	2.0	pF

Order Instructions

Full type variant including type variant and quality level must be specified by the orderer. For HiRel Discrete and Microwave Semiconductors the ordering code specifies device family and quality level only.

Ordering Form:

Ordering Code: Q...
BAS70- (x) (ql)
(x): Package Variant
(ql): Quality Level

Ordering Example:

Ordering Code: Q62702A674
BAS70-T1 ES
For BAS70 in T1 Package; ESA Space Quality Level

Further Information

See our WWW-Pages:

- Discrete and RF-Semiconductors (Small Signal Semiconductors)
www.siemens.de/semiconductor/products/35/35.htm
- HiRel Discrete and Microwave Semiconductors
www.siemens.de/semiconductor/products/35/353.htm

Please contact also our marketing division:

Tel.: ++89 6362 4480

Fax.: ++89 6362 5568

e-mail: martin.wimmers@hl.siemens.de

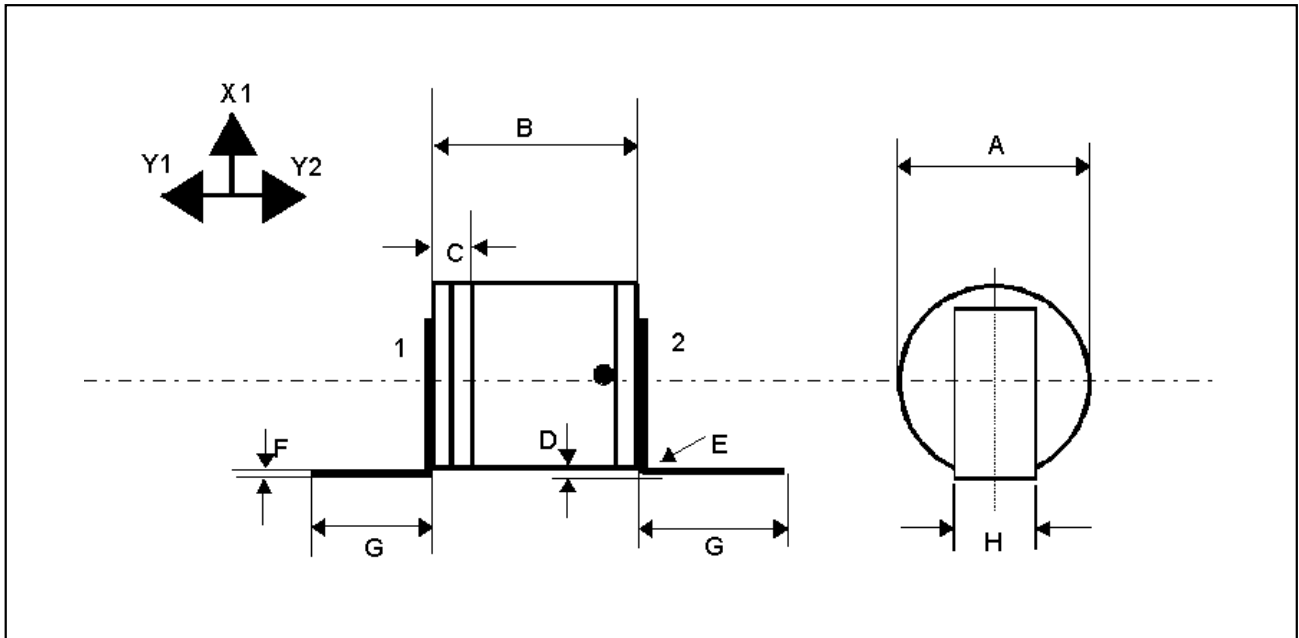


Figure 1 T1 Package

Symbol	Millimetre	
	min.	max.
A	1.30	1.45
B	1.15	1.35
C	-	0.40
D	0.10	0.50
E	-	0.30
F	0.06	0.10
G	5.50	-
H	0.40	0.60