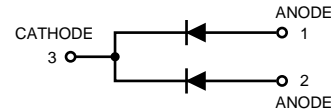



Monolithic Dual Switching Diode

BAV74



MAXIMUM RATINGS

Rating	Symbol	Value	Unit
Continuous Reverse Voltage	VR	50	Vdc
Peak Forward Current	IF	200	mAdc
Peak Forward Surge Current	IFM(surge)	500	mAdc

THERMAL CHARACTERISTICS

Characteristic	Symbol	Max.	Unit
Total Device Dissipation FR-5 Board ⁽¹⁾ TA=25°C Derate above 25°C	PD	225 1.8	mW mW / °C
Thermal Resistance, Junction to Ambient	R θ JA	556	°C / W
Total Device Dissipation Alumina Substrate, ⁽²⁾ TA=25°C Derate above 25°C	PD	300 2.4	mW mW / °C
Thermal Resistance, Junction to Ambient	R θ JA	417	°C / W
Junction and Storage Temperature	TJ,TSTG	-55 to +150	°C

DEVICE MARKING

BAV74=JA

ELECTRICAL CHARACTERISTICS (TA=25°C unless otherwise noted) (EACH DIODE)

Characteristic	Symbol	Min.	Max.	Unit
----------------	--------	------	------	------

OFF CHARACTERISTICS

Reverse Breakdown Voltage (IBR=5.0 uAdc)	V(BR)	50	-	Vdc
Forward Voltage (IF=100 mAdc)	VF	-	1000	mVdc
Reverse Voltage Leakage Current (VR=50 Vdc) (VR=50 Vdc, TJ=125°C)	IR	- -	0.1 100	uAdc
Diode Capacitance (VR=0, f=1.0MHz)	CJ	-	2.0	pF
Reverse Recovery Time (IF=IR=10 mAdc, IR(REC)=1.0mAdc, measured at IR=1.0mA RL=100 Ω)	trr	-	4.0	nS

(1) FR-5=1.0 x 0.75 x 0.062in.

(2) Alumina=0.4 x 0.3 x 0.024in. 99.5% alumina.

FIGURE 1. FORWARD VOLTAGE

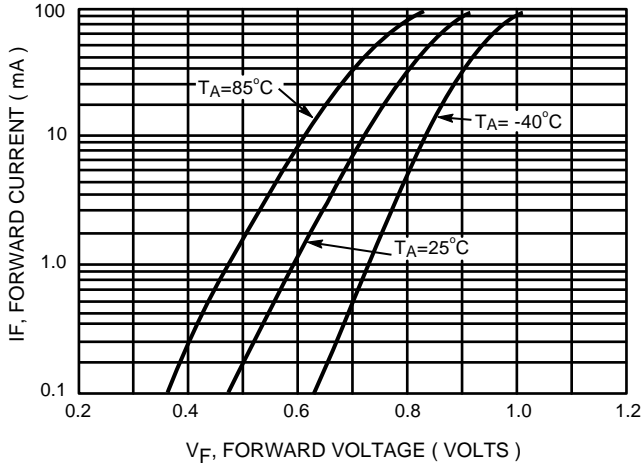


FIGURE 2. LEAKAGE CURRENT




FIGURE 3. CAPACITANCE

