



BF321 C R 3K - 28V - BP

BF321

Series

Electrical Characteristics

Polarity

Options (Examples)

Base Type
(Examples)

F = Flange
B = Bayonet
S = Screw

LED & Part Height Characteristics
(Examples)

F = Flat Top 120° LED
M = Medium Height
L = Long Height
S = Short

* **No. of LEDs & base OD characteristics**
(Examples)

321 = 9mm Bay, 1 chip
200 = 5mm 1 chip
3127 = 9mm Bay, 7-LED
467 = S6 Candelabra, 7-LED

* **LED Lens Type**

C = Clear

* **LED/Chip Brightness Code**
(Examples)

6-chip LEDs
R6 = HE Red (635nm)
R7 = UL Red (660nm)
Y3K = SP Yel (595nm)
1-chip LEDs
R3K = UL Red (660nm)
O3K = SP Org (610nm)
Y3K = SP Yel (595nm)
W4K = Cool White
IW2K = Incand White
AG6K = SP Green (525nm)
B1K = SP Blue (470nm)
Infrared LEDs
881 = Hi-Power (880nm)
941 = Hi-Power (941nm)

Standard Operating Voltage
(Examples)

1.7VF
2VF
3.5VF
5VDC
6VDC
12VDC
14VDC
24VDC
28VDC
36VDC
48VDC
120VDC
120VAC
130VDC
240VAC

BP = Bipolar AC/DC
P = Center Contact Positive
N = Center Contact Negative
AC = AC Only

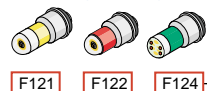
Color Code

R = Red ●
O = Orange ●
A = Amber ●
Y = Yellow ●
IW = Incand White ○
PW = Pale White ○
W = Cool White ○
G = HE Green ●
PG = Pure Green ●
AG = Aqua Green ●
BG = Blue Green ●
B = Blue ●
UB = Blue 430nm ●
IR = Infrared ●

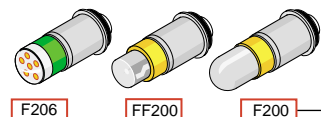
Notes:

1. Contact local salesman to determine best style for each application
2. (*) LED type and style, Lens type and style, LED brightness code determined by factory based on application
3. Not all possible combinations of color, voltage and polarity are available

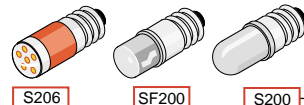
Submidget Flange 3mm



Midget Flange 5mm



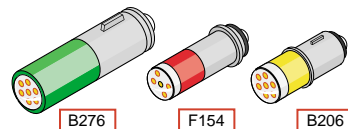
Midget Screw 5mm



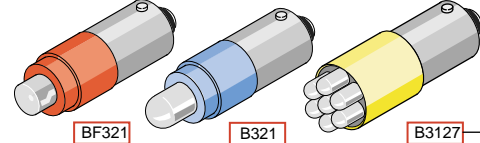
Midget Grooved 5mm



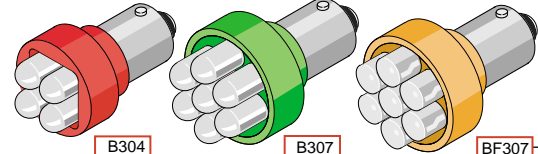
European Flanged & Bayonet



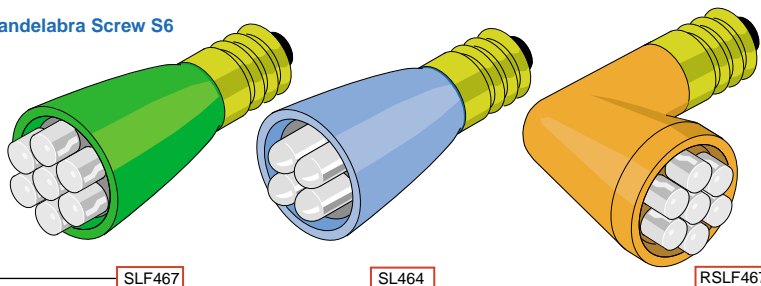
Bayonet 9mm



Bayonet 9mm



Candelabra Screw S6



15mm SC Bayonet Based LEDs

