

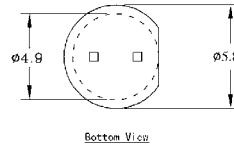
MEGA BRIGHT LED

BTL-52DRC-XX-X

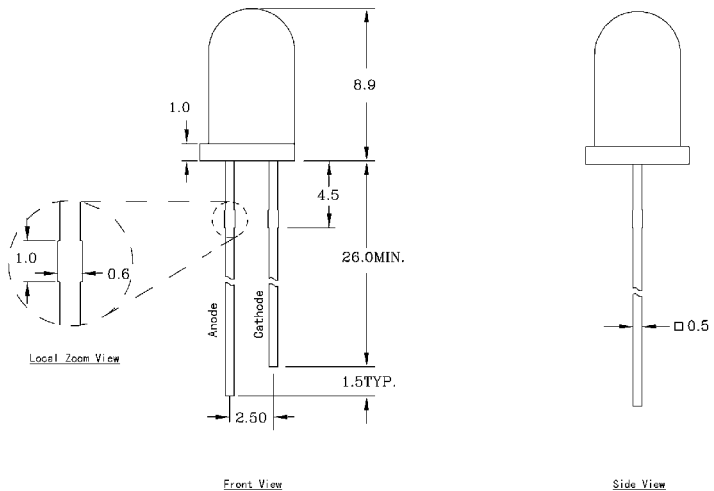
Product Features

- Ultra Bright Deep Red Color
- High Light Output
- 5mm Diameter Circular Package
- Water Clear Lens
- Highly Reliable
- IC Compatible
- Leads without Stand Off

Package Dimension



Bottom View



Front View

Side View

Tolerance: $\pm \frac{\text{inch}}{\text{mm}}$ Unit: $\pm \frac{0.01}{0.25}$

Applications

- Automotive
- Front Panel Indicator
- Special Lighting
- General Purpose LEDs



WARNING

This range of LEDs is produced with die having a high radiant flux. Care must be taken when viewing the product at close range as the light may be intense enough to cause damage to the human eye.

Note: Industry standard procedures regarding static must be observed when handling this product.

Optical and Electrical Characteristics at $T_a=25^\circ\text{C}$

Parameter	Symbol	Minimum	Typical	Maximum	Units	Conditions
Luminous Intensity	I_v	—	1500	—	mcd	$I_F = 20\text{mA}$ (Note 1)
Viewing Angle	$2\theta_{1/2}$	—	30	—	deg	$I_F = 20\text{mA}$
Dominant Wavelength	λ_D	645	652	660	nm	$I_F = 20\text{mA}$ (Note 2)
DC Forward Voltage	V_F	—	1.9	2.5	V	$I_F = 20\text{mA}$
DC Reverse Current	I_R	0	—	10	μA	$V_R=5\text{V}$

Notes:

1. Light intensity measures the light sensing response standard using chromatic meter. Refer to the CIE eye-response curve set by International Lighting committee. Tolerance of minimum and maximum intensity = $\pm 15\%$
2. Wavelength range can be selected from the bin selection table. Tolerance of minimum and maximum = $\pm 2\text{nm}$
3. These products are sensitive to static electricity and care must be fully taken when handling products



DB LECTRO
COMPOSANTS ÉLECTRONIQUES
ELECTRONIC COMPONENTS

MEGA BRIGHT LED

BTL-52DRC-XX-X

Absolute Maximum Ratings at $T_a=25^\circ\text{C}$

Symbol	Parameter	Max.	Unit
P_D	Power Rating	100	mW
V_R	Reverse Voltage ($I_R=10\mu\text{A}$)	5	V
I_F	Continuous Forward Current	30	mA
I_{FP}	Peak Forward Current (0.1 duty cycle @ 1kHz)	100	mA
T_{opr}	Operating Temperature Range	$-35 \sim +80$	$^\circ\text{C}$
T_{stg}	Storage Temperature Range	$-40 \sim +100$	$^\circ\text{C}$
Lead Soldering Temperature [1.6mm (0.063inch) from body]		260 $^\circ\text{C}$ - max 5 seconds	

Wavelength and Brightness Selection

BTL-52DRC-XX-X

Wavelength Bin Selection

Bin	Deep Red (nm)
R2	645~650
R3	650~655
R4	655~660
XX	645~660

Brightness Bin Selection

Bin	Range(mcd)
O	1140~1485
P	1485~1930
Q	1930~2510

Packaging Options

Standard: 1000 pc bulk pack

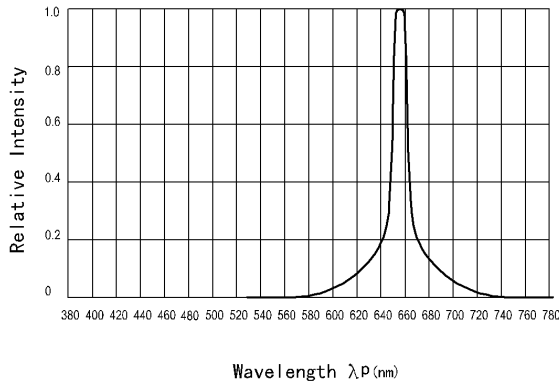
Optional: Tape and Reel (Please specify when order)

MEGA BRIGHT LED

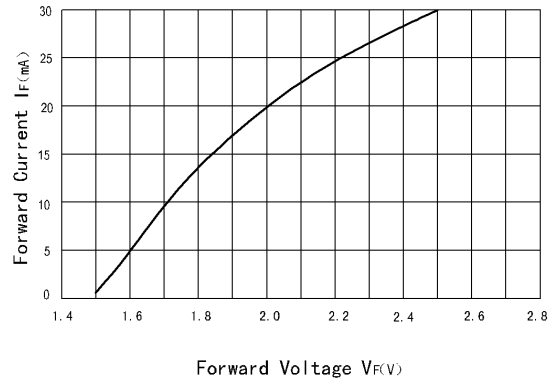
BTL-52DRC-XX-X

Typical Electro-Optical Characteristics Curves at $T_a=25^\circ\text{C}$

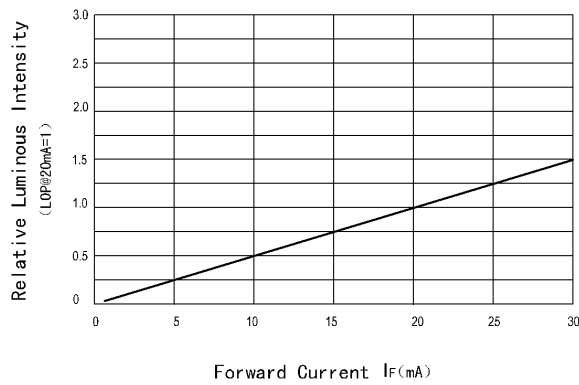
Relative Spatial Distribution



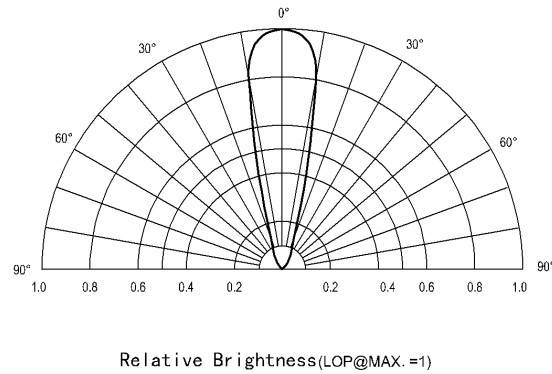
Forward Current VS Forward Voltage



Relative Luminous Intensity
VS
Forward Current



Spatial Distribution



BT-Rev. 1.0a

Specifications are subject to change without notice.

Copyright © 2003 Brilliance Technologies Co., Ltd. All rights reserved.