

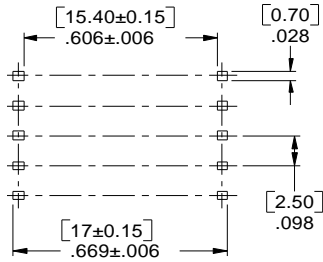
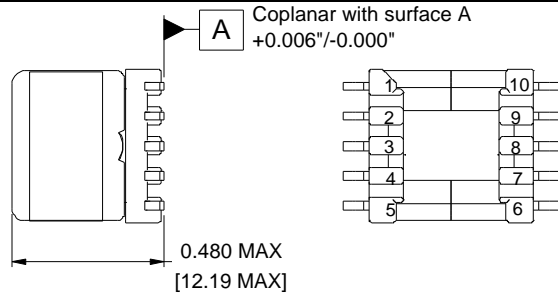
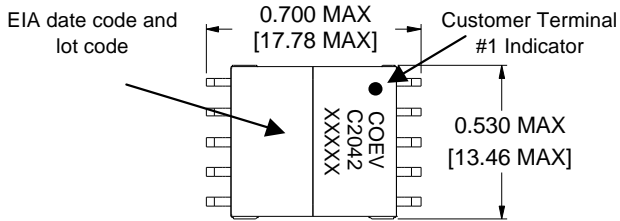
C2042



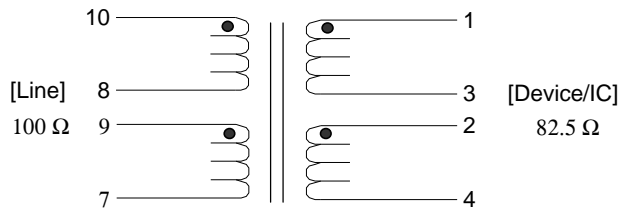
tyco Electronics

Product Description

Analog Devices AD20MSP930 CPE Line Transformer
Meet requirements of IEC60950 for supplementary insulation, 250V working voltage



Terminal Dimensions
Customer to determine PCB pad dimensions.



Primary units are in inches. Millimeters are in brackets.

Electrical Specifications at +20°C unless noted otherwise

Test Description	Limit	Units	Tol	Notes
Inductance	1.2	mH	± 10%	1-4 tie(2+3), 20kHz, 2VAC, 0DC, Ls.
Leakage Inductance	10	µH	Max.	1-4 tie(2+3,8+9,7+10), 100kHz, 100mVAC, Ls.
DC Resistance	0.665	Ω	Max.	1-3
DC Resistance	0.575	Ω	Max.	10-8
DC Resistance	0.575	Ω	Max.	9-7
DC Resistance	0.665	Ω	Max.	2-4
Turns Ratio	1.1 : 1	---	± 2%	(10-7) : (1-4), 10KHz, 100mVAC.
Dielectric	1,875	VAC	500µA	10-1 tie(8+9,2+3), 1 second test, 500µA maximum leakage current.
Interwinding Capacitance	35	pF	Max.	10-1 tie(8+9, 3+2), 10kHz, 1VAC, Cs.
Total Harmonic Distortion	80	dB	Max.	20KHz, 3Vrms [8.49 Vp-p], Line : IC
Insertion Loss	0.5	dB	Max.	300KHz.
Frequency Response	0.5	dB	Max.	300kHz Reference.(100KHz-1.1MHz)
Longitudinal Balance (ITU)	46	dB	Min.	1.1MHz

The information contained in this drawing is the sole property of CoEv, Inc. Any reproduction or use without the written permission of CoEv, Inc. is prohibited.

TEL 888-978-2638 - FAX 605-886-8995 - www.coev.net