

Steering Diode Arrays - ESD Suppressors

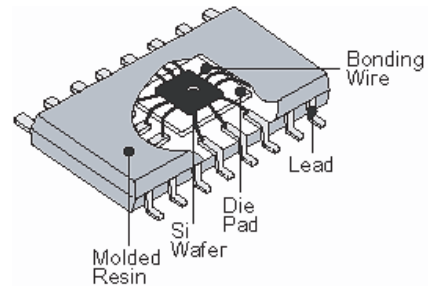
CDA Series-G (RoHS Device)

Features

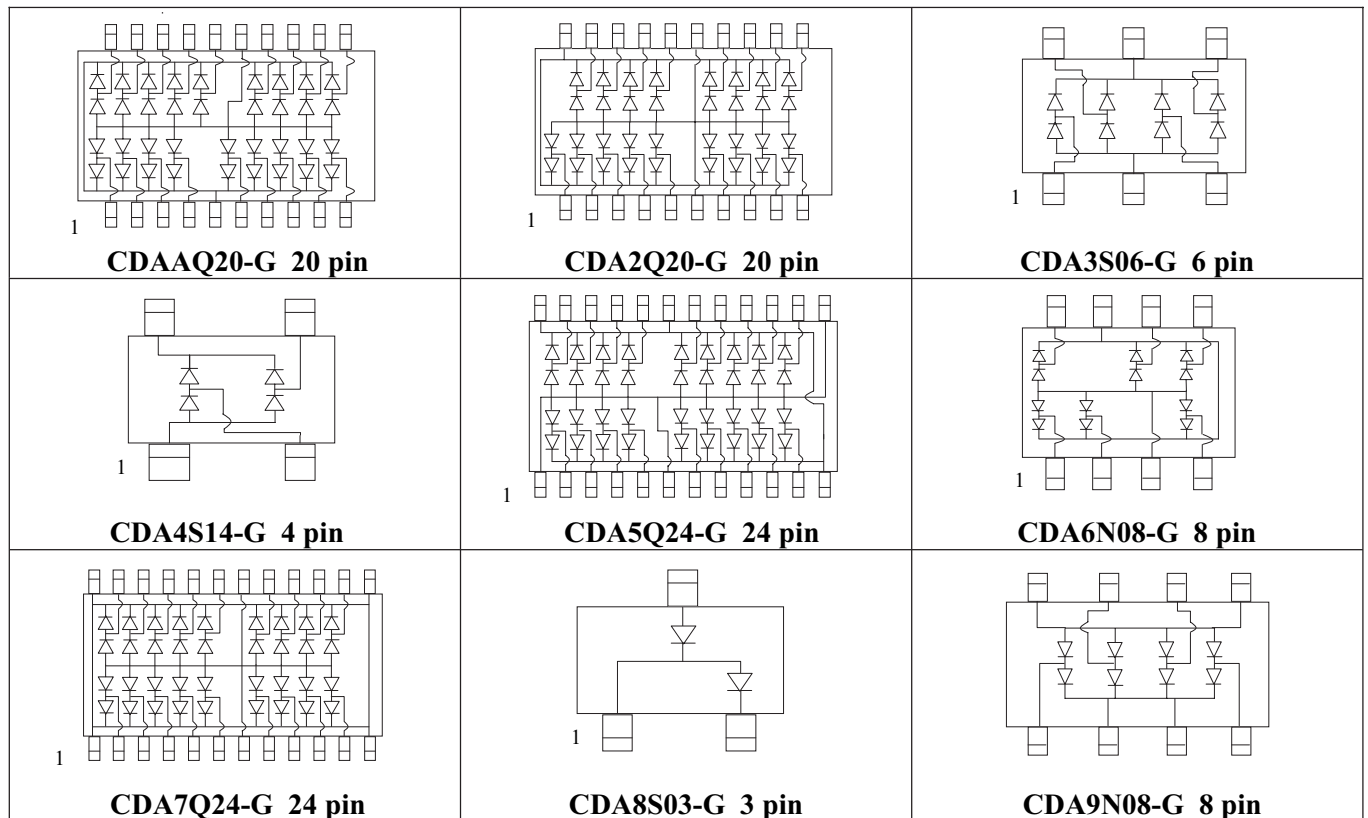
- (16kV) IEC 61000-4-2 capable
- Fast Reverse Recovery Time
- Fast Turn on Time
- Low Capacitance
- SMD Packages

Applications

- Signal Termination
- Signal Conditioning
- ESD Suppression
- Transient Suppression



Schematics



Steering Diode Arrays - ESD Suppressors

Absolute Maximum Ratings: (Ta = 25°C)

Symbol	Parameter	Value	Units
T _{OP}	Operating temperature	-40 to +85	°C
V _S	Supply voltage (rail to rail)	8	V
I _F	Continuous forward current *	50	mA

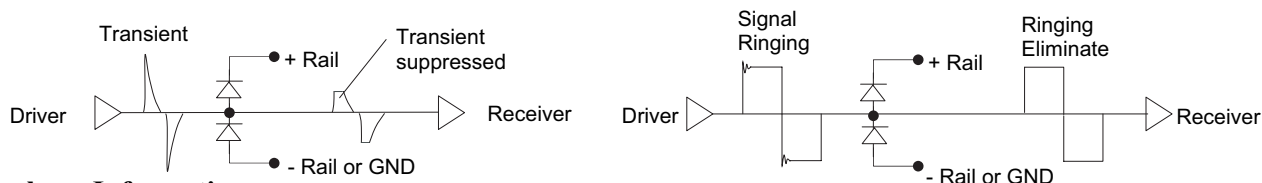
* One diode conducting.

Electrical Ratings: (Ta = 25°C)

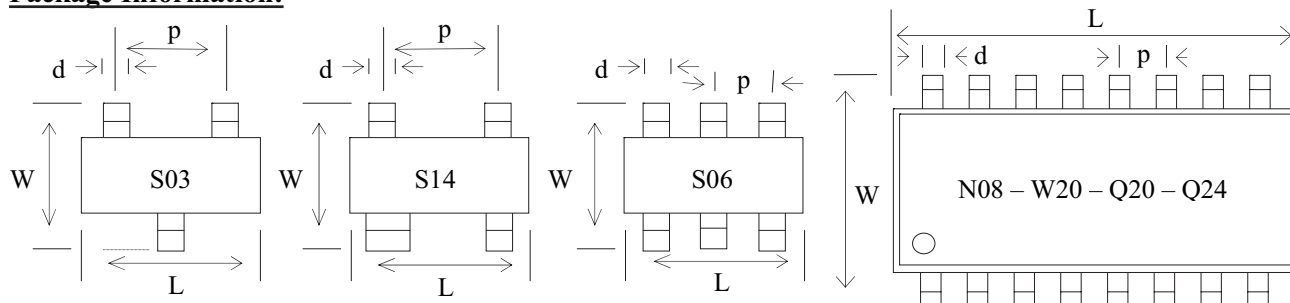
Symbol	Characteristic	Min	Max	Units	Test Condition
V _F	Forward voltage	0.6	0.95	V	I _F = 50 ma
V _R	Reverse breakdown voltage	7.2	-	V	I _R = 1 ma
I _L	Reverse leakage current	+ 0.1	+ 2.0	uA	7.1v
C _T	Capacitance	1.0	5.0	pF	@ 1Mhz
V _{PV}	Peak ESD voltage capability		16	kV	IEC 61000-4-2

Application: (ESD Suppression)

(Signal Conditioning)



Package Information:



Package Code	Total Power	Number of Pins	L ± 0.2	W ± 0.2	p ± 0.1	Pkg. Height ± 0.2	d ± 0.05
S03	225 mw	3	2.92	2.30	1.91	0.95	0.43
S14	225 mw	4	2.92	2.30	1.91	0.95	0.43
S06	225 mw	6	2.92	2.80	0.95	0.95	0.43
N08	400 mw	8	4.83	5.99	1.27	1.60	0.41
W20	1200mw	20	12.70	10.36	1.27	2.40	0.41
Q20	1000mw	20	8.66	5.99	0.635	1.60	0.25
Q24	1000mw	24	8.66	5.99	0.635	1.60	0.25

Ordering Information:

CDA

Q20

-G

Type

CDA
CDA2
CDA3
CDA4
CDA5
CDA6
CDA7
CDA8
CDA9

Package

S03 = 3 pin SOT23
S14 = 4 pin SOT23
S06 = 6 pin SOT23
N08 = 8 pin Narrow SOIC
W20 = 20 pin Wide SOIC
Q20 = 20 pin QSOP
Q24 = 24 pin QSOP

RoHS Compliant