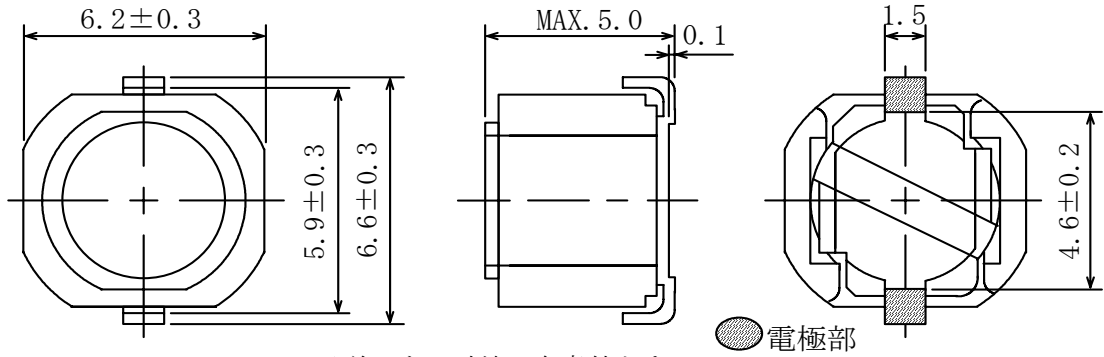


仕様書

形名
CDRH64

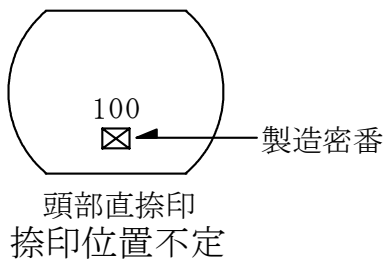
1. 外形

1-1. 寸法図(mm)

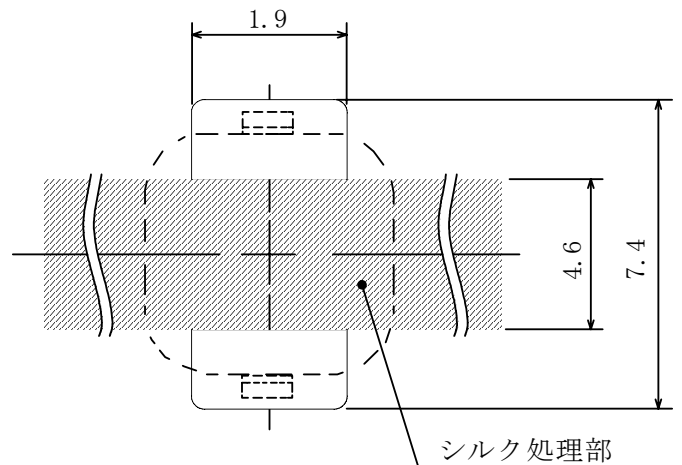


* 公差のない寸法は参考値とする。

1-2. 捺印表示例

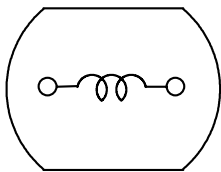


1-3. 推奨ランド寸法 (mm)



2. コイル仕様

2-1. 端子接続図(裏面図)



電極（端子）間の隙間はシルク処理をして御使用下さい。

RoHS
compliance
Cd:Max. 0.01wt%
others:Max. 0.1wt%



仕様書

形名

CDRH64

2-2. 電気的特性 I (リール梱包の場合)

NO.	品名	表示	インダクタンス [以内] ※1	D. C. R. (Ω) [以下] (at 20°C) ※2	定格電流 (A) ※3	スミダ コード
01	CDRH64NP-100MC	100	10 μ H \pm 20%	0.11 (84m)	1.68	4732-0013
02	CDRH64NP-120MC	120	12 μ H \pm 20%	0.13 (96m)	1.51	4732-0015
03	CDRH64NP-150MC	150	15 μ H \pm 20%	0.14 (0.11)	1.32	4732-0016
04	CDRH64NP-180MC	180	18 μ H \pm 20%	0.16 (0.12)	1.18	4732-0017
05	CDRH64NP-220MC	220	22 μ H \pm 20%	0.21 (0.16)	1.06	4732-0018
06	CDRH64NP-270MC	270	27 μ H \pm 20%	0.29 (0.23)	0.95	4732-0019
07	CDRH64NP-330MC	330	33 μ H \pm 20%	0.33 (0.25)	0.88	4732-0020
08	CDRH64NP-390MC	390	39 μ H \pm 20%	0.35 (0.27)	0.77	4732-0021
09	CDRH64NP-470MC	470	47 μ H \pm 20%	0.39 (0.30)	0.76	4732-0022
10	CDRH64NP-560MC	560	56 μ H \pm 20%	0.43 (0.34)	0.67	4732-0023
11	CDRH64NP-680MC	680	68 μ H \pm 20%	0.59 (0.46)	0.60	4732-0024
12	CDRH64NP-820MC	820	82 μ H \pm 20%	0.66 (0.51)	0.57	4732-0026
13	CDRH64NP-101MC	101	100 μ H \pm 20%	0.76 (0.58)	0.50	4732-0027
14	CDRH64NP-121MC	121	120 μ H \pm 20%	0.83 (0.64)	0.47	4732-0028
15	CDRH64NP-151MC	151	150 μ H \pm 20%	1.24 (0.96)	0.42	4732-0029
16	CDRH64NP-181MC	181	180 μ H \pm 20%	1.89 (1.51)	0.37	4732-0030
17	CDRH64NP-221MC	221	220 μ H \pm 20%	2.10 (1.68)	0.34	4732-0031
18	CDRH64NP-271MC	271	270 μ H \pm 20%	2.37 (1.90)	0.31	4732-0032
19	CDRH64NP-331MC	331	330 μ H \pm 20%	2.66 (2.13)	0.27	4732-0033
20	CDRH64NP-391MC	391	390 μ H \pm 20%	2.94 (2.35)	0.26	4732-0034
21	CDRH64NP-471MC	471	470 μ H \pm 20%	3.89 (3.11)	0.24	4732-0035
22	CDRH64NP-561MC	561	560 μ H \pm 20%	5.25 (4.20)	0.21	4732-0037
23	CDRH64NP-681MC	681	680 μ H \pm 20%	5.97 (4.78)	0.18	4732-0038
24	CDRH64NP-821MC	821	820 μ H \pm 20%	6.54 (5.23)	0.17	4732-0039
25	CDRH64NP-102MC	102	1.0 mH \pm 20%	8.94 (7.15)	0.16	4732-0040

※1: 測定周波数 L at 1 kHz

※2: ()内は、標準値とする。

※3: 定格電流は直流重畳特性に於て、インダクタンスが公称値より-30%となる電流もしくは直流電流を流した時のコイルの発熱が $\Delta t=40^{\circ}\text{C}$ となる電流値の少ない方の値。(Ta=20°Cを基準とする。)

仕様書

形名

CDRH64

2-3. 電気的特性Ⅱ (箱梱包の場合)

NO.	品名	表示	インダクタンス [以内] ※1	D. C. R. (Ω) [以下] (at 20°C)※2	定格電流 (A) ※3	スミダ コード
26	CDRH64NP-100MB	100	10 μ H \pm 20%	0.11 (84m)	1.68	4732-0041
27	CDRH64NP-120MB	120	12 μ H \pm 20%	0.13 (96m)	1.51	4732-0042
28	CDRH64NP-150MB	150	15 μ H \pm 20%	0.14 (0.11)	1.32	4732-0043
29	CDRH64NP-180MB	180	18 μ H \pm 20%	0.16 (0.12)	1.18	4732-0044
30	CDRH64NP-220MB	220	22 μ H \pm 20%	0.21 (0.16)	1.06	4732-0045
31	CDRH64NP-270MB	270	27 μ H \pm 20%	0.29 (0.23)	0.95	4732-0046
32	CDRH64NP-330MB	330	33 μ H \pm 20%	0.33 (0.25)	0.88	4732-0048
33	CDRH64NP-390MB	390	39 μ H \pm 20%	0.35 (0.27)	0.77	4732-0049
34	CDRH64NP-470MB	470	47 μ H \pm 20%	0.39 (0.30)	0.76	4732-0050
35	CDRH64NP-560MB	560	56 μ H \pm 20%	0.43 (0.34)	0.67	4732-0051
36	CDRH64NP-680MB	680	68 μ H \pm 20%	0.59 (0.46)	0.60	4732-0052
37	CDRH64NP-820MB	820	82 μ H \pm 20%	0.66 (0.51)	0.57	4732-0053
38	CDRH64NP-101MB	101	100 μ H \pm 20%	0.76 (0.58)	0.50	4732-0054
39	CDRH64NP-121MB	121	120 μ H \pm 20%	0.83 (0.64)	0.47	4732-0055
40	CDRH64NP-151MB	151	150 μ H \pm 20%	1.24 (0.96)	0.42	4732-0056
41	CDRH64NP-181MB	181	180 μ H \pm 20%	1.89 (1.51)	0.37	4732-0057
42	CDRH64NP-221MB	221	220 μ H \pm 20%	2.10 (1.68)	0.34	4732-0059
43	CDRH64NP-271MB	271	270 μ H \pm 20%	2.37 (1.90)	0.31	4732-0060
44	CDRH64NP-331MB	331	330 μ H \pm 20%	2.66 (2.13)	0.27	4732-0061
45	CDRH64NP-391MB	391	390 μ H \pm 20%	2.94 (2.35)	0.26	4732-0062
46	CDRH64NP-471MB	471	470 μ H \pm 20%	3.89 (3.11)	0.24	4732-0063
47	CDRH64NP-561MB	561	560 μ H \pm 20%	5.25 (4.20)	0.21	4732-0064
48	CDRH64NP-681MB	681	680 μ H \pm 20%	5.97 (4.78)	0.18	4732-0065
49	CDRH64NP-821MB	821	820 μ H \pm 20%	6.54 (5.23)	0.17	4732-0066
50	CDRH64NP-102MB	102	1.0 mH \pm 20%	8.94 (7.15)	0.16	4732-0067

※1: 測定周波数 L at 1 kHz

※2: ()内は、標準値とする。

※3: 定格電流は直流重畳特性に於て、インダクタンスが公称値より-30%となる電流もしくは直流電流を流した時のコイルの発熱が $\Delta t=40^{\circ}\text{C}$ となる電流値の少ない方の値。(Ta=20°Cを基準とする。)

3. 使用温度範囲: -40 ~ +100 (コイルの発熱を含む。)

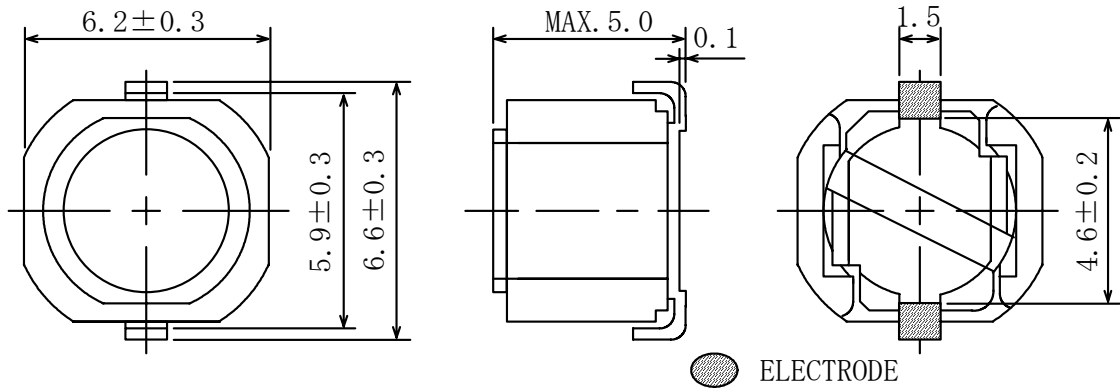
保存温度範囲: -40 ~ +100 .

SPECIFICATION

TYPE CDRH64

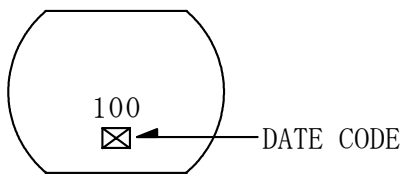
1. APPEARANCE

1-1. DIMENSIONS (mm)



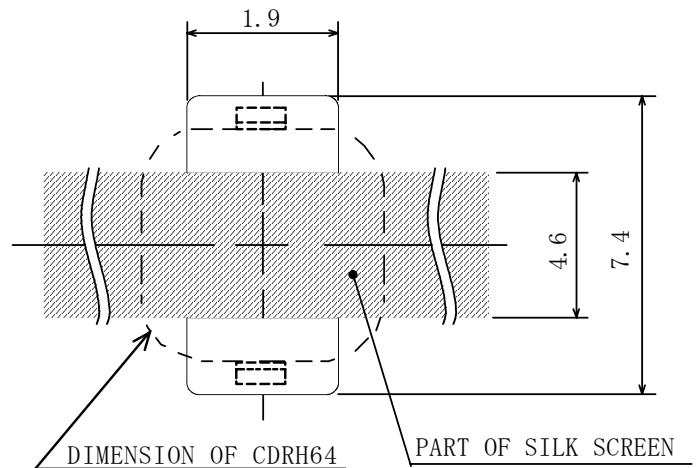
* DIMENSIONS WITHOUT TOLERANCE ARE APPROX.

1-2. STAMP (E. G.)



DIRECTLY STAMP
UNFIXED POSITION

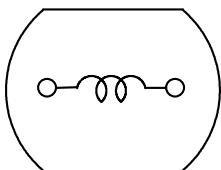
1-3. DIMENSION RECOMMENDED (mm)



PLEASE COAT WITH SILK SCREEN BETWEEN THE TWO TERMINALS.

2. COIL SPECIFICATION

2-1. CONNECTION (BOTTOM VIEW)



RoHS compliance Cd:Max. 0.01wt% others:Max. 0.1wt%



SPECIFICATION

TYPE
CDRH64

2-2. ELECTRICAL CHARACTERISTICS I (IN THE CASE OF REEL)

NO.	PART NO	STAMP	INDUCTANCE [WITHIN] ※1	D. C. R. (Ω) [MAX.] (at 20°C) (TYPICAL VALUE)	RATED CURRENT (A) ※2	SUMIDA CODE
01	CDRH64NP-100MC	100	10 μH ± 20%	0.11 (84m)	1.68	4732-0013
02	CDRH64NP-120MC	120	12 μH ± 20%	0.13 (96m)	1.51	4732-0015
03	CDRH64NP-150MC	150	15 μH ± 20%	0.14 (0.11)	1.32	4732-0016
04	CDRH64NP-180MC	180	18 μH ± 20%	0.16 (0.12)	1.18	4732-0017
05	CDRH64NP-220MC	220	22 μH ± 20%	0.21 (0.16)	1.06	4732-0018
06	CDRH64NP-270MC	270	27 μH ± 20%	0.29 (0.23)	0.95	4732-0019
07	CDRH64NP-330MC	330	33 μH ± 20%	0.33 (0.25)	0.88	4732-0020
08	CDRH64NP-390MC	390	39 μH ± 20%	0.35 (0.27)	0.77	4732-0021
09	CDRH64NP-470MC	470	47 μH ± 20%	0.39 (0.30)	0.76	4732-0022
10	CDRH64NP-560MC	560	56 μH ± 20%	0.43 (0.34)	0.67	4732-0023
11	CDRH64NP-680MC	680	68 μH ± 20%	0.59 (0.46)	0.60	4732-0024
12	CDRH64NP-820MC	820	82 μH ± 20%	0.66 (0.51)	0.57	4732-0026
13	CDRH64NP-101MC	101	100 μH ± 20%	0.76 (0.58)	0.50	4732-0027
14	CDRH64NP-121MC	121	120 μH ± 20%	0.83 (0.64)	0.47	4732-0028
15	CDRH64NP-151MC	151	150 μH ± 20%	1.24 (0.96)	0.42	4732-0029
16	CDRH64NP-181MC	181	180 μH ± 20%	1.89 (1.51)	0.37	4732-0030
17	CDRH64NP-221MC	221	220 μH ± 20%	2.10 (1.68)	0.34	4732-0031
18	CDRH64NP-271MC	271	270 μH ± 20%	2.37 (1.90)	0.31	4732-0032
19	CDRH64NP-331MC	331	330 μH ± 20%	2.66 (2.13)	0.27	4732-0033
20	CDRH64NP-391MC	391	390 μH ± 20%	2.94 (2.35)	0.26	4732-0034
21	CDRH64NP-471MC	471	470 μH ± 20%	3.89 (3.11)	0.24	4732-0035
22	CDRH64NP-561MC	561	560 μH ± 20%	5.25 (4.20)	0.21	4732-0037
23	CDRH64NP-681MC	681	680 μH ± 20%	5.97 (4.78)	0.18	4732-0038
24	CDRH64NP-821MC	821	820 μH ± 20%	6.54 (5.23)	0.17	4732-0039
25	CDRH64NP-102MC	102	1.0 mH ± 20%	8.94 (7.15)	0.16	4732-0040

※1: MEASURED FREQUENCY L at 1 kHz

※2: THIS INDICATES THE VALUE OF CURRENT WHEN THE INDUCTANCE IS 70% LOWER THAN ITS NOMINAL VALUE AT D. C. SUPERPOSITION OR D. C. CURRENT WHEN ΔT=40°C WHICHEVER IS LOWER. (Ta=20°C)

SPECIFICATION

TYPE
CDRH64

2-3. ELECTRICAL CHARACTERISTICS II (IN THE CASE OF BOX)

NO.	PART NO	STAMP	INDUCTANCE [WITHIN] ※1	D. C. R. (Ω) [MAX.] (at 20°C) (TYPICAL VALUE)	RATED CURRENT (A) ※2	SUMIDA CODE
26	CDRH64NP-100MB	100	10 μH ± 20%	0.11 (84m)	1.68	4732-0041
27	CDRH64NP-120MB	120	12 μH ± 20%	0.13 (96m)	1.51	4732-0042
28	CDRH64NP-150MB	150	15 μH ± 20%	0.14 (0.11)	1.32	4732-0043
29	CDRH64NP-180MB	180	18 μH ± 20%	0.16 (0.12)	1.18	4732-0044
30	CDRH64NP-220MB	220	22 μH ± 20%	0.21 (0.16)	1.06	4732-0045
31	CDRH64NP-270MB	270	27 μH ± 20%	0.29 (0.23)	0.95	4732-0046
32	CDRH64NP-330MB	330	33 μH ± 20%	0.33 (0.25)	0.88	4732-0048
33	CDRH64NP-390MB	390	39 μH ± 20%	0.35 (0.27)	0.77	4732-0049
34	CDRH64NP-470MB	470	47 μH ± 20%	0.39 (0.30)	0.76	4732-0050
35	CDRH64NP-560MB	560	56 μH ± 20%	0.43 (0.34)	0.67	4732-0051
36	CDRH64NP-680MB	680	68 μH ± 20%	0.59 (0.46)	0.60	4732-0052
37	CDRH64NP-820MB	820	82 μH ± 20%	0.66 (0.51)	0.57	4732-0053
38	CDRH64NP-101MB	101	100 μH ± 20%	0.76 (0.58)	0.50	4732-0054
39	CDRH64NP-121MB	121	120 μH ± 20%	0.83 (0.64)	0.47	4732-0055
40	CDRH64NP-151MB	151	150 μH ± 20%	1.24 (0.96)	0.42	4732-0056
41	CDRH64NP-181MB	181	180 μH ± 20%	1.89 (1.51)	0.37	4732-0057
42	CDRH64NP-221MB	221	220 μH ± 20%	2.10 (1.68)	0.34	4732-0059
43	CDRH64NP-271MB	271	270 μH ± 20%	2.37 (1.90)	0.31	4732-0060
44	CDRH64NP-331MB	331	330 μH ± 20%	2.66 (2.13)	0.27	4732-0061
45	CDRH64NP-391MB	391	390 μH ± 20%	2.94 (2.35)	0.26	4732-0062
46	CDRH64NP-471MB	471	470 μH ± 20%	3.89 (3.11)	0.24	4732-0063
47	CDRH64NP-561MB	561	560 μH ± 20%	5.25 (4.20)	0.21	4732-0064
48	CDRH64NP-681MB	681	680 μH ± 20%	5.97 (4.78)	0.18	4732-0065
49	CDRH64NP-821MB	821	820 μH ± 20%	6.54 (5.23)	0.17	4732-0066
50	CDRH64NP-102MB	102	1.0 mH ± 20%	8.94 (7.15)	0.16	4732-0067

※1: MEASURED FREQUENCY L at 1 kHz

※2: THIS INDICATES THE VALUE OF CURRENT WHEN THE INDUCTANCE IS 70% LOWER THAN ITS NOMINAL VALUE AT D.C. SUPERPOSITION OR D.C. CURRENT WHEN ΔT=40°C WHICHEVER IS LOWER. (Ta=20°C)

3. STORAGE TEMPERATURE RANGE: -40°C~+100°C

OPERATING TEMPERATURE RANGE: -40°C~+100°C (INCLUDING SELF TEMPERATURE RISE)