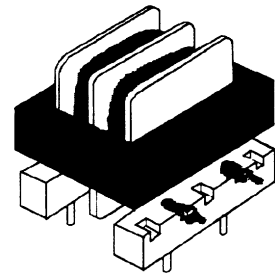


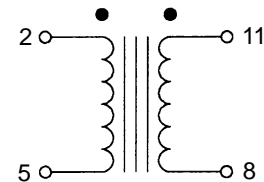
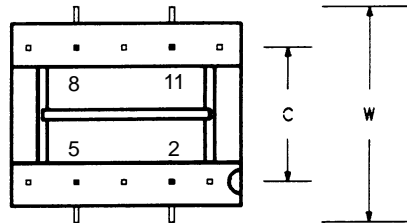
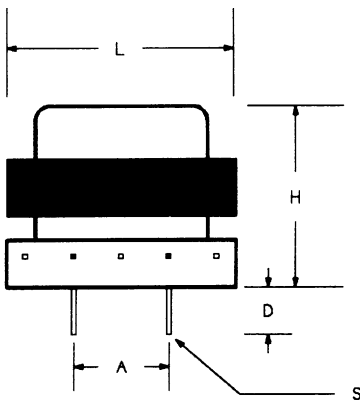
# Common Mode Inductors Horizontal PCB CEP4738

CEP4738 is a Common Mode Inductor for Switch Mode Power Supplies.

- **Inductance range:** 0.33 to 82 mH.
- **Rated current range:** 12.8 to 1.5 Amp.
- Split bobbins for increased dielectric strength (4000 V RMS).
- **CSA listed** (LR 47366) and **U.L. recognized** (E100878).



## MECHANICAL



Dimensions, Inches

P/N	L	W	H	A	C	D	S
CEP4738	1.62	1.38	1.19	0.60	0.95	0.135	0.025 SQ

## ELECTRICAL SPECIFICATION

Part No. CEP4738 -	Ind. (mH) Min.	DCR Ohms Max.	Rated Current Amp.
* 01	0.33	0.010	12.8
* 02	0.39	0.011	12.3
* 03	0.47	0.012	11.7
* 04	0.56	0.013	11.2
* 05	0.68	0.014	10.7
* 06	0.82	0.016	10.2
* 07	1.0	0.017	9.7
* 08	1.2	0.019	9.3
* 09	1.5	0.021	8.8
* 10	1.8	0.029	7.5
* 11	2.2	0.032	7.1
* 12	2.7	0.045	6.0
* 13	3.3	0.050	5.7
* 14	3.9	0.054	5.5
* 15	4.7	0.075	4.7

Part No. CEP4738 -	Ind. (mH) Min.	DCR Ohms Max.	Rated Current Amp.
* 16	5.6	0.081	4.5
* 17	6.8	0.12	3.8
* 18	8.2	0.13	3.6
* 19	10	0.14	3.4
* 20	12	0.19	2.9
* 21	15	0.21	2.8
* 22	18	0.30	2.4
* 23	22	0.33	2.2
* 24	27	0.45	2.2
* 25	33	0.50	1.8
* 26	39	0.54	1.7
* 27	47	0.75	1.5
* 28	56	0.82	1.4
* 29	68	1.14	1.2
* 30	82	1.26	1.5

CEP4738