



Superior Magnetics Since 1979

CM-99115

Professional to HiFi Level Reduction Transformer

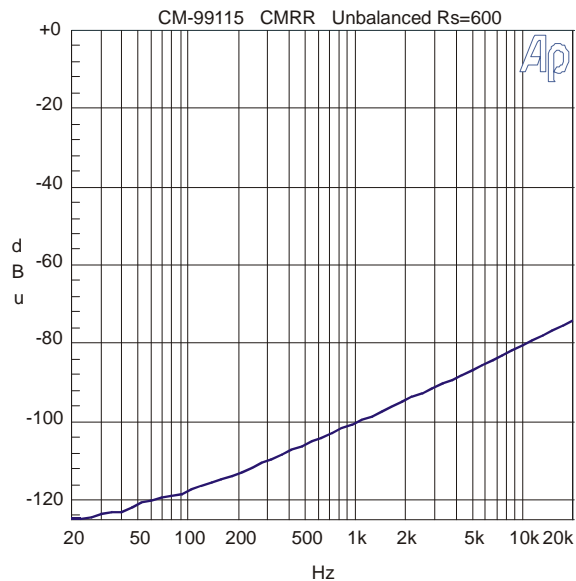
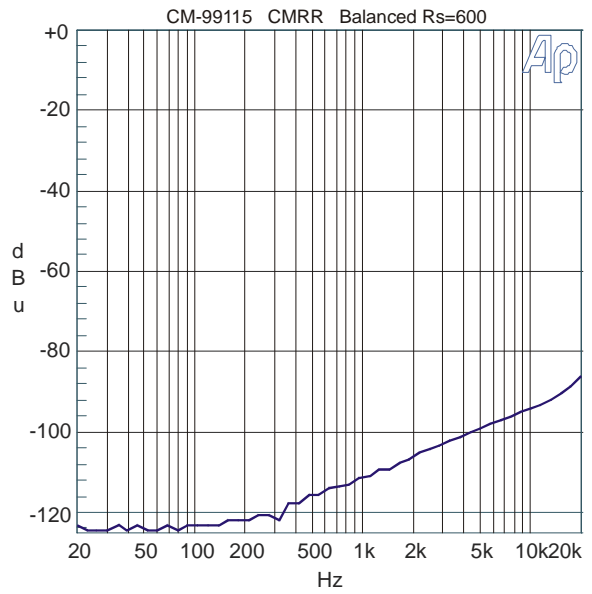
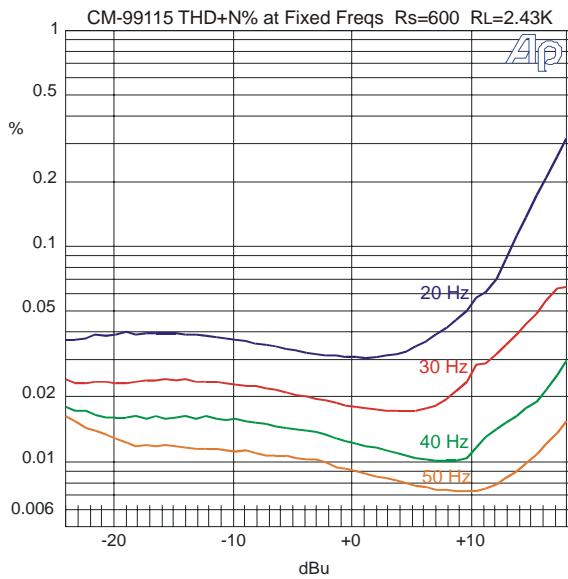
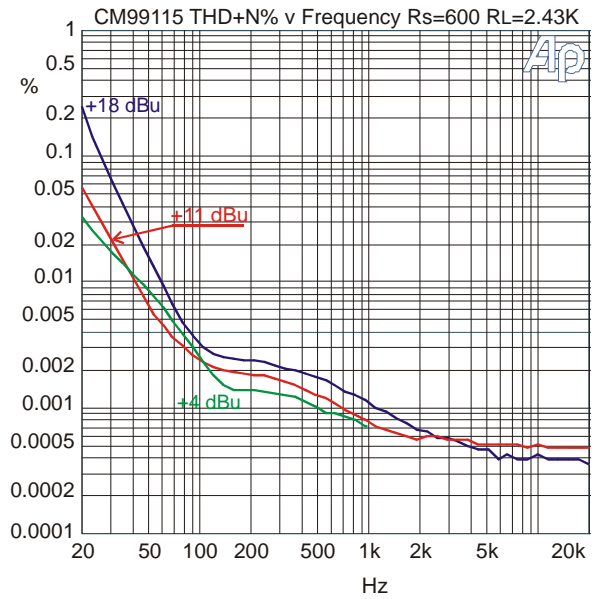
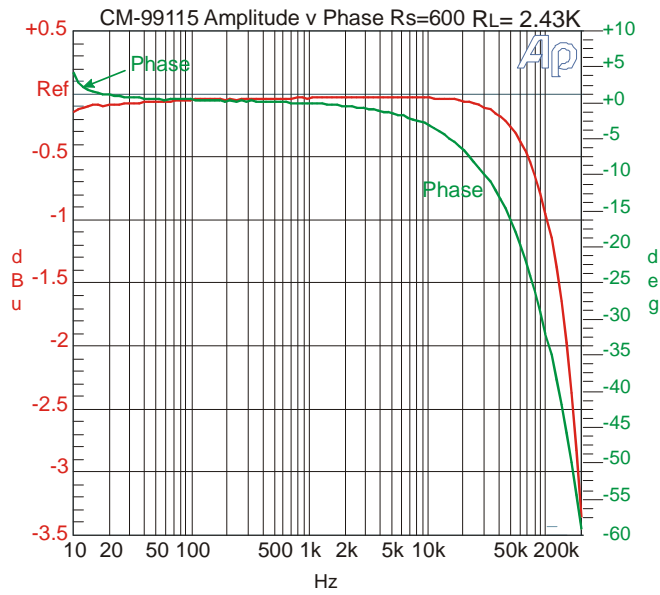
- \$ Converts 600Ω Professional Level to HiFi Level
- \$ Very Good Bandwidth (essentially flat to 60 kHz; -3 dB at 120 kHz)
- \$ Very Good CMRR: 112 dB at 60 Hz
- \$ +18 dB nominal voltage step-down
- \$ Low profile package; pc mount

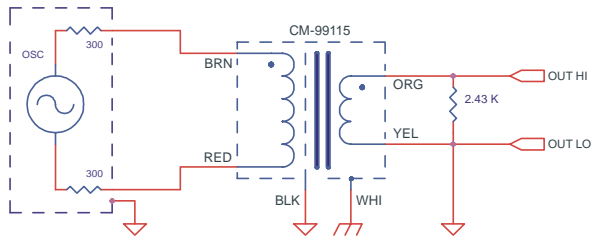
The CineMag CM-99115 converts 600Ω line level signals to consumer HiFi level, allowing the HiFi system ground (which is also the frame ground) to be isolated from the 600Ω common. This helps avoid troublesome ground loops. The CM-99115 exhibits good bandwidth, excellent common-mode rejection ratio (CMRR), and good distortion characteristics. It is encased in a μ Metal can which provides 30 dB of magnetic shielding. The wires from the internal foil shields between windings are spot welded for maximum long term reliability, as is done with all CineMag transformers.

This transformer's secondary has moderately high impedance. Care must be exercised in the design of the amplifier that it drives to obtain best results and to realize good bandwidth.

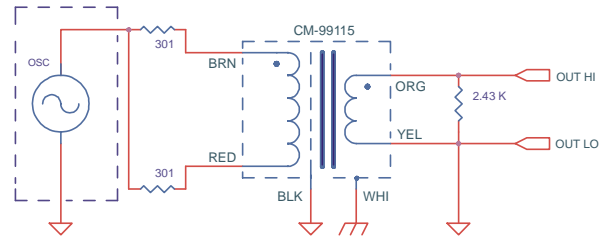
CM-99115

Parameter	Conditions	Typ
Turns Ratio		5.1 : 1
Voltage Gain	1 kHz, + 0.0 dBu 600Ω input, 2.43K secondary load impedance	-9.40 dB
Distortion (THD+N%)	1 kHz, +18 dBu Test Circuit 1	0.0012%
	20 Hz, +18 dBu Test Circuit 1	0.25%
Max 20 Hz input level	0.5% THD; Test Circuit 1	+19 dB
Response, ref 1 kHz	20 Hz Test Circuit 1	-0.1 dB
	20 kHz Test Circuit 1	-0.07dB
	-3 dB	190 kHz
Phase Shift at 20 Hz	Referenced to source generator	0°
Phase Shift at 20 kHz	Test Circuit 1	-6°
CMRR	60 Hz Test Circuit 2 per IEEE Std 389-1996 ¶19	120 dB
	1 kHz Test Circuit 2 per IEEE Std 389-1996 ¶19	100 dB
Operating Temp Range	Operation and storage	0° C Min 70° C Max





TEST CIRCUIT 1



TEST CIRCUIT 2

NOTES:

1. All graphs generated from one (1) randomly chosen device. No statistical averaging or weighting. Data from one sweep.

