

Type: CMD-6LNL

◆ **Product Description**

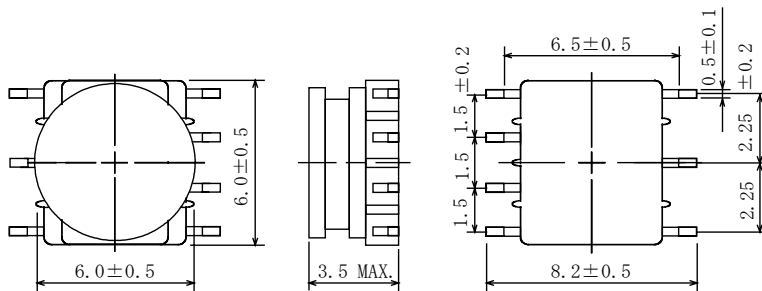
- 6.5×6.5mm Max.(L×W), 3.5mm Max. Height.
- Inductance range: 10 μ H~820 μ H
- Rated current range: 0.1A~0.86A.
- 7 Terminal pins' type gives a flexible design as inductors or transformers.
- Custom design is available.



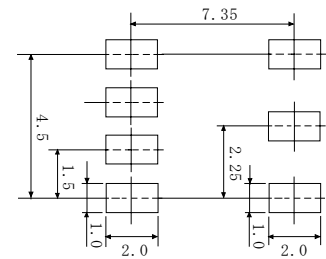
◆ **Feature**

- Magnetically unshielded construction.
- Ideally used in portable devices such as DSC/DVC,PDA, Power supply module etc as DC-DC Converter inductors or transformers.
- RoHS Compliance

◆ **Dimensions (mm)**



◆ **Land Pattern (mm)**

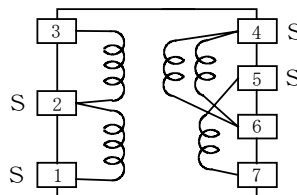


◆ **Specification (for transformers)**

Sample No.	Inductance (1-3) 1kHz/1V	D.C.R. (1-3)
6314-T098	170μH ± 10%	600mΩ Max.

※ **Schematics (Bottom)**

“S” is winding start.



Type: CMD-6LNL
◆ Specification (for inductors)

Part Name ※	Stamp	Inductance [Within]	D.C.R.(Ω) [Max.] (at 20°C)	Rate Current (mA)※2	Measuring Frequency
CMD6LNLNP-100M□	100M	10 μH ± 20%	0.17	860	2.52MHz
CMD6LNLNP-120M□	120M	12 μH ± 20%	0.21	800	
CMD6LNLNP-150M□	150M	15 μH ± 20%	0.24	780	
CMD6LNLNP-180M□	180M	18 μH ± 20%	0.28	770	
CMD6LNLNP-220K□	220K	22 μH ± 10%	0.31	760	
CMD6LNLNP-270K□	270K	27 μH ± 10%	0.41	540	
CMD6LNLNP-330K□	330K	33 μH ± 10%	0.48	520	
CMD6LNLNP-390K□	390K	39 μH ± 10%	0.53	500	
CMD6LNLNP-470K□	470K	47 μH ± 10%	0.66	450	
CMD6LNLNP-560K□	560K	56 μH ± 10%	0.81	370	
CMD6LNLNP-680K□	680K	68 μH ± 10%	0.99	360	
CMD6LNLNP-820K□	820K	82 μH ± 10%	1.15	340	1kHz
CMD6LNLNP-101K□	101K	100 μH ± 10%	1.45	290	
CMD6LNLNP-121K□	121K	120 μH ± 10%	1.65	280	
CMD6LNLNP-151K□	151K	150 μH ± 10%	1.95	270	
CMD6LNLNP-181K□	181K	180 μH ± 10%	2.3	260	
CMD6LNLNP-221K□	221K	220 μH ± 10%	3.0	200	
CMD6LNLNP-271K□	271K	270 μH ± 10%	3.9	190	
CMD6LNLNP-331K□	331K	330 μH ± 10%	4.6	185	
CMD6LNLNP-391K□	391K	390 μH ± 10%	6.2	155	
CMD6LNLNP-471K□	471K	470 μH ± 10%	7.2	150	
CMD6LNLNP-561K□	561K	560 μH ± 10%	8.75	145	
CMD6LNLNP-681K□	681K	680 μH ± 10%	11.0	105	
CMD6LNLNP-821K□	821K	820 μH ± 10%	13.0	100	

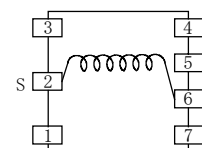
※ Description of part name

CMD6LNLNP-100M□

- B Box
- C Carrier Tape

※ Schematics (Bottom)

“S” is winding start.



※1. Rated current: The D.C. current at which the inductance decreases to 90% of its initial value or when Δt=40°C, whichever is lower(Ta=20°C).