


FEATURES

- IMMEDIATE SUPPLY
- AVAILABLE IN +3.3 VOLT OR +5 VOLT
- MINIATURE PACKAGE

CP2 AND CP4 SERIES PROGRAMMABLE CLOCKS

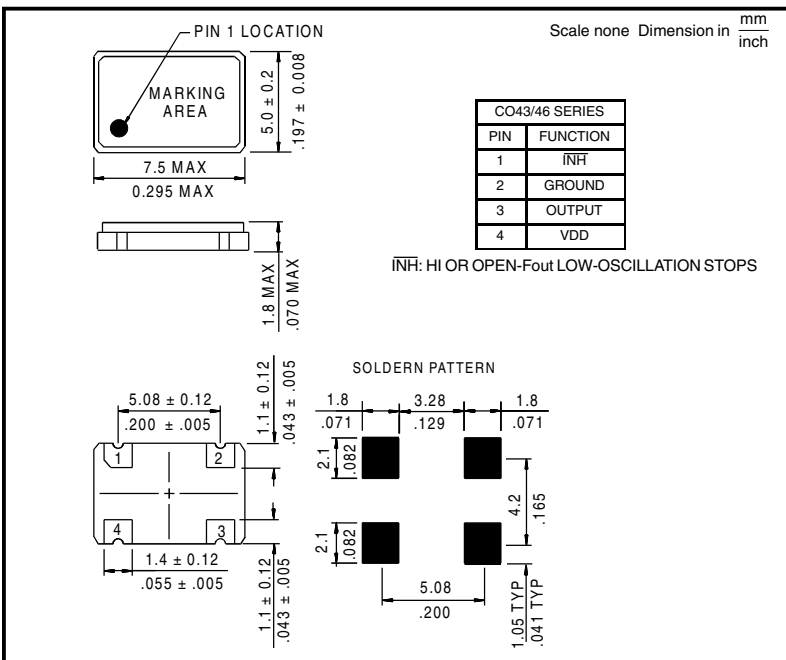
SPECIFICATIONS

SERIES	CP2	CP4
FREQUENCY RANGE	1 MHz TO 200MHz	
SUPPLY VOLTAGE	+5 V _{cc} ±5%	+3.3 V _{cc} ±5%
SUPPLY CURRENT	50.0 mA MAX(AT +25°C)	30.0 mA MAX(AT +25°C)
HCMOS OUTPUT	V _{high} : 4.5V V _{low} : 0.5V	V _{high} : 2.97V V _{low} : 0.33V
DUTY CYCLE	40% to 60% 45% to 55%(Tight)	
RISE AND FALL TIME (20% to 80%)	1.00 MHz TO 10.00 MHz: 5.0 ns 10.10 MHz TO 30.00 MHz: 4.0 ns 30.10 MHz TO 50.00 MHz: 3.0 ns 50.01 MHz TO 80.00 MHz: 2.5 ns 80.01 MHz TO 125.00 MHz: 2.0 ns 125.10 MHz TO 200.00 MHz: 1.5 ns	
LOAD	15 pF	
JITTER, PEAK-PEAK, MAX	125.0 ps (FREQ< 33.000) 100.0 ps (FREQ>33.000)	200.0 ps (FREQ< 33.000) 100.0 ps (FREQ>33.000)
OVERALL FREQUENCY STABILITY	±50 PPM, ±100 PPM	
ENABLE/DISABLE FUNCTION	PIN:HIGH OR OPEN(+204 VDC MIN.) PIN 3 OUPUT ENABLED PIN 1:GROUND (+0.4 VDC MAX) PIN 3: OUPUT-DISABLED (HIGH Z)	
OPERATING TEMPERATURE RANGE	0°C to +70°C -40°C to +85°C	
STORAGE TEMPERATURE RANGE	-55°C to 125°C	
ABSOLUTE VOLTAGE RANGE	0.5 V to +7.0 V	

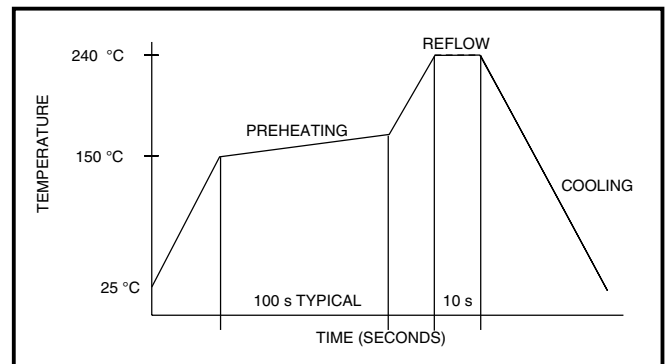


‡ CONSULT FACTORY

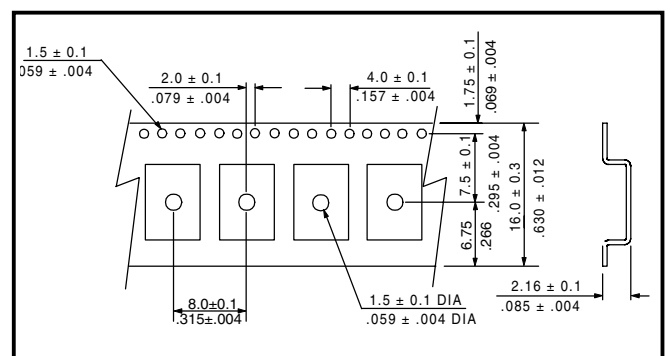
OUTLINE DRAWING



REFLOW SOLDERING PROFILE



CARRIER TAPE DIMENSIONS



PART NUMBERING SYSTEM

SERIES	SYMMETRY	TEMPERATURE RANGE	OVERALL FREQUENCY STABILITY	FREQUENCY	SUFFIX
CP2 (5V) CP4 (3.3V)	A: 40% to 60% T: 45% to 55%	S: 0°C to +70°C V: -40°C to +85°C	J: ±100 PPM H: ±50 PPM I: ±25 PPM	IN MHZ	4

EXAMPLE: CP2TVH-FREQ.-4

Raltron Electronics Corporation 10651 NW 19th St. Miami, Florida 33172 U.S.A.

Tel: 305-593-6033 Fax: 305-594-3973 e-mail: sales@raltron.com Internet: http://www.raltron.com