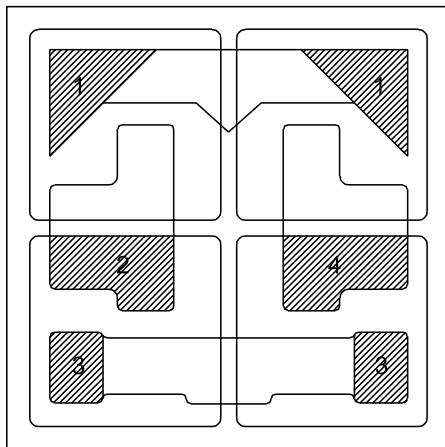


**PROCESS DETAILS**

Die Size	25 x 25 MILS
Die Thickness	6.0 MILS
Bonding Pad Area 1 (+DC)	3.0 x 3.0 MILS
Bonding Pad Area 2 (AC)	3.0 x 7.0 MILS
Bonding Pad Area 3 (-DC)	3.0 x 4.0 MILS
Bonding Pad Area 4 (AC)	3.0 x 7.0 MILS
Top Side Metalization	Al - 12,000Å
Back Side Metalization	Au - 5,000Å

**GEOMETRY**



R1

**GROSS DIE PER 3 INCH WAFER**

10,000

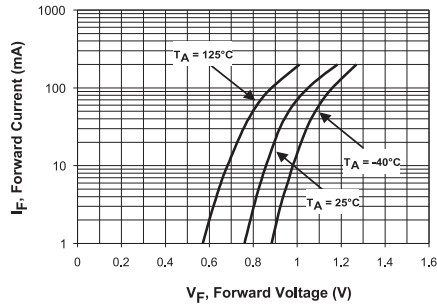
**PRINCIPAL DEVICE TYPES**

CMFBR-6F

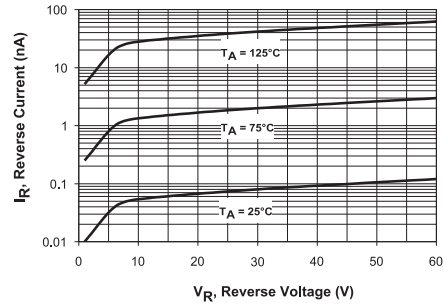
145 Adams Avenue  
Hauppauge, NY 11788 USA  
Tel: (631) 435-1110  
Fax: (631) 435-1824  
www.centalsemi.com

R0 (1-November 2004)

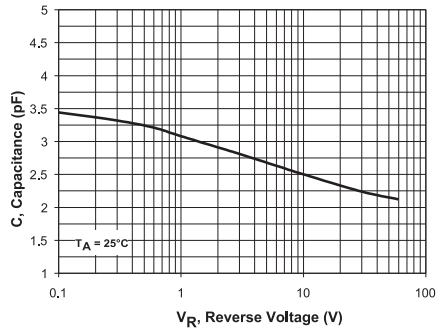
Forward Voltage



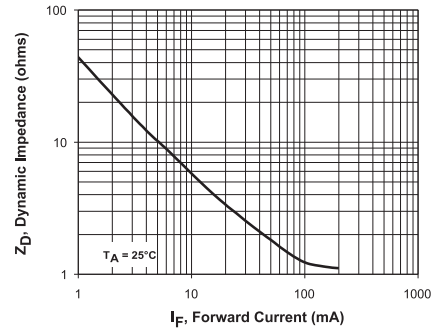
Leakage Current



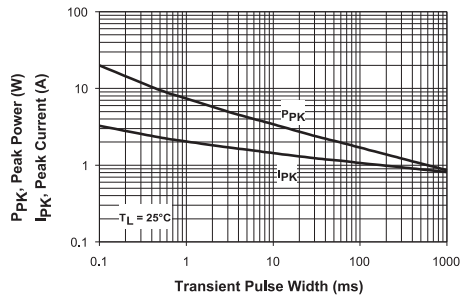
Capacitance



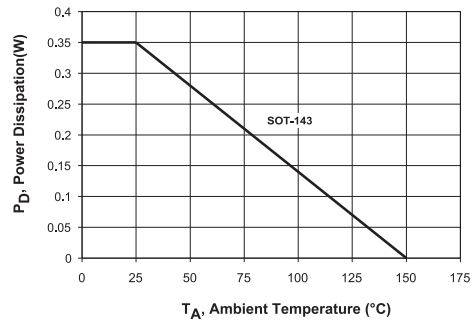
Forward Dynamic Impedance



Transient Peak Power and Peak Current Capacity



Power Derating



145 Adams Avenue  
Hauppauge, NY 11788 USA  
Tel: (631) 435-1110  
Fax: (631) 435-1824  
www.centralsemi.com

R0 (1-November 2004)