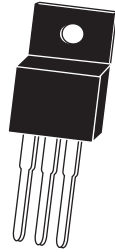


CRSH16D-40FP
 CRSH16D-60FP
 CRSH16D-100FP

**SILICON SCHOTTKY RECTIFIERS
 DUAL, COMMON CATHODE
 16 AMP, 40 THRU 100 VOLTS**



**FULL
 PAK**

TO-220FP CASE

Central™
Semiconductor Corp.

FEATURES:

- HIGH RELIABILITY
- HIGH CURRENT CAPABILITY
- UL FLAMMABILITY CLASSIFICATION 94V-0
- LOW POWER LOSS, HIGH EFFICIENCY
- LOW FORWARD VOLTAGE
- HIGH SURGE CAPACITY
- SUPERIOR LOT TO LOT CONSISTENCY
- HIGH VOLTAGE

MARKING CODE: FULL PART NUMBER

DESCRIPTION:

The CENTRAL SEMICONDUCTOR CRSH16D-40FP Series types are Silicon Schottky Rectifiers designed for fast switching applications requiring a low forward voltage drop.

MAXIMUM RATINGS: ($T_C=25^\circ\text{C}$ unless otherwise noted)

	SYMBOL	CRSH16D	CRSH16D	CRSH16D	UNITS
		<u>-40FP</u>	<u>-60FP</u>	<u>-100FP</u>	
Peak Repetitive Reverse Voltage	V_{RRM}	40	60	100	V
DC Blocking Voltage	V_R	40	60	100	V
RMS Reverse Voltage	$V_{R(RMS)}$	26	42	80	V
Average Forward Current ($T_C=90^\circ\text{C}$)	I_O		16		A
Peak Forward Surge Current (8.3ms)	I_{FSM}		150		A
Critical Rate of Rise of Reverse Voltage	dv/dt		10,000		V/ μs
Operating and Storage					
Junction Temperature	T_J, T_{stg}		-65 to +150		$^\circ\text{C}$
Typical Thermal Resistance	θ_{JC}		4.0		$^\circ\text{C/W}$
Typical Thermal Resistance	θ_{JA}		60		$^\circ\text{C/W}$

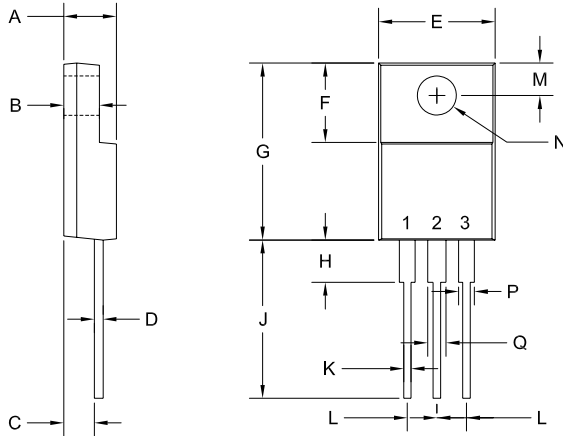
ELECTRICAL CHARACTERISTICS PER DIODE: ($T_C=25^\circ\text{C}$ unless otherwise noted)

SYMBOL	TEST CONDITIONS	CRSH16D		CRSH16D		CRSH16D		UNITS
		<u>-40FP</u>		<u>-60FP</u>		<u>-100FP</u>		
		TYP	MAX	TYP	MAX	TYP	MAX	
I_R	$V_R=Rated$ V_{RRM}	200		200		200		μA
I_R	$V_R=Rated$ V_{RRM} , $T_C=125^\circ\text{C}$	15		15		15		mA
V_F	$I_F=8.0A$	0.65		0.75		0.85		V
V_F	$I_F=8.0A$, $T_C=125^\circ\text{C}$	0.57		0.65		0.75		V
V_F	$I_F=16A$	0.84		0.95		1.10		V
V_F	$I_F=16A$, $T_C=125^\circ\text{C}$	0.72		0.85		1.00		V
C_J	$V_R=4.0V$, $f=1.0MHz$	300		300		300		pF

R1 (25-January 2006)

**SILICON SCHOTTKY RECTIFIERS
DUAL, COMMON CATHODE
16 AMP, 40 THRU 100 VOLTS**

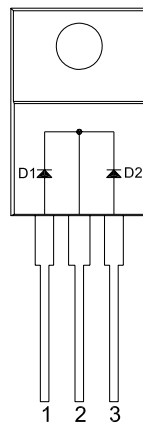
TO-220FP CASE - MECHANICAL OUTLINE



R0

SYMBOL	INCHES		MILLIMETERS	
	MIN	MAX	MIN	MAX
A	0.165	0.189	4.20	4.80
B	0.114	0.130	2.90	3.30
C	0.098	0.114	2.50	2.90
D	-	0.032	-	0.80
E	0.382	0.406	9.70	10.30
F	0.248	0.272	6.30	6.90
G	0.583	0.606	14.80	15.40
H	-	0.161	-	4.10
J	0.512	0.543	13.00	13.80
K	0.012	0.035	0.30	0.90
L	0.100		2.55	
M	0.100	0.112	2.55	2.85
N (DIA)	0.118	0.134	3.00	3.40
P	0.039	0.055	1.00	1.40
Q	0.055	0.071	1.40	1.80

TO-220FP Rectifier(REV: R0)



LEAD CODE:

- 1) ANODE D1
- 2) CATHODE D1,D2
- 3) ANODE D2

R1 (25-January 2006)