

Features

- 1008 size
- Available in E12 series
- High Q up to 80 typ.
- High operating temperature of 125 °C
- Lead free

Applications

- Mobil phones
- Cellular phones
- CTV, VCR, HIC, FDD

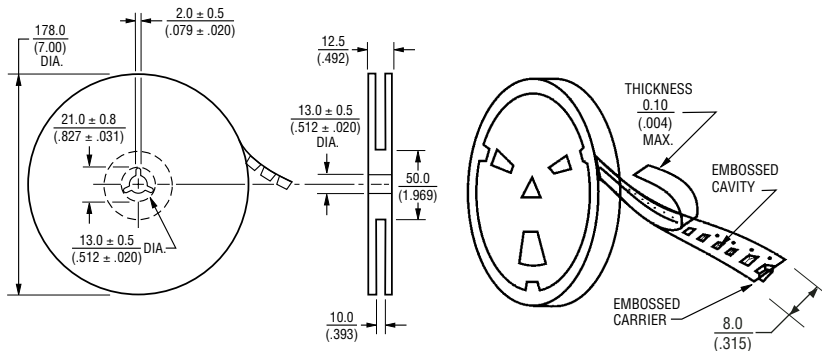
BOURNS®

CW252016 Series - High Q Chip Inductors

Electrical Specifications

Bourns Part No.	Inductance		Q	Test Freq. MHz		SRF min.	RDC	I rms
	nH	Tol.%	min.	L	Q	MHz	ohms	mA max.
CW252016-10NK	10	±10	50	100	500	4100	0.08	600
CW252016-12NK	12	±10	50	100	500	3300	0.08	600
CW252016-15NK	15	±10	40	100	350	2500	0.08	500
CW252016-18NK	18	±10	50	100	350	2500	0.10	600
CW252016-22NK	22	±10	55	100	350	2400	0.10	600
CW252016-27NK	27	±10	55	100	350	1600	0.10	600
CW252016-33NK	33	±10	60	100	350	1600	0.10	600
CW252016-39NK	39	±10	60	100	350	1500	0.10	600
CW252016-47NK	47	±10	60	100	350	1500	0.10	600
CW252016-56NJ	56	±5	60	100	350	1300	0.12	600
CW252016-68NJ	68	±5	60	100	350	1300	0.15	600
CW252016-82NJ	82	±5	60	100	350	1000	0.18	600
CW252016-R10J	100	±5	60	100	350	1000	0.18	500
CW252016-R12J	120	±5	50	25	100	950	0.20	500
CW252016-R15J	150	±5	45	25	100	850	0.22	500
CW252016-R18J	180	±5	45	25	100	750	0.33	500
CW252016-R22J	220	±5	45	25	100	700	0.45	500
CW252016-R27J	270	±5	45	25	100	600	0.75	500
CW252016-R33J	330	±5	45	25	100	570	0.90	500
CW252016-R39J	390	±5	45	25	100	500	1.20	400
CW252016-R47J	470	±5	45	25	100	450	1.19	470
CW252016-R56J	560	±5	45	25	100	415	1.33	400
CW252016-R68J	680	±5	45	25	100	375	1.47	400
CW252016-R82J	820	±5	45	25	100	350	1.61	360
CW252016-1R0J	1000	±5	25	25	50	290	1.75	330
CW252016-1R2J	1200	±5	25	7.9	7.9	250	2.00	280
CW252016-1R5J	1500	±5	25	7.9	7.9	200	2.30	280
CW252016-1R8J	1800	±5	25	7.9	7.9	160	2.60	270
CW252016-2R2J	2200	±5	25	7.9	7.9	160	2.80	250
CW252016-2R7J	2700	±5	22	7.9	7.9	70	1.70	195
CW252016-3R3J	3300	±5	22	7.9	7.9	55	1.90	185
CW252016-3R9J	3900	±5	20	7.9	7.9	48	2.10	180
CW252016-4R7J	4700	±5	18	7.9	7.9	43	2.30	175

Packaging Specifications



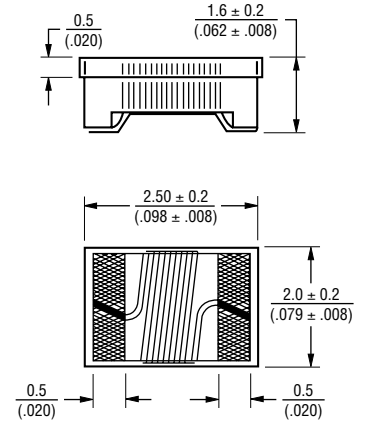
General Specifications

Temperature Rise40 °C max. at rated current
 Operating Temperature-40 °C to +125 °C
 Storage Temperature...-40 °C to +125 °C
 Reflow Soldering ...230 °C, 50 sec. max.
 Resistance to Soldering Heat260 °C, 5 seconds

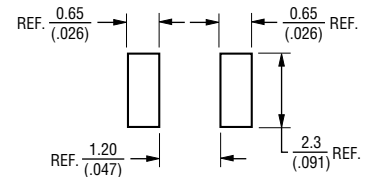
Materials

Core MaterialCeramic/Ferrite
 WireEnamelled Copper (1W1E180)
 Terminal.....Mo/Mn+Ni+Au
 Packaging.....2,000 pcs per reel

Product Dimensions



Recommended Layout



DIMENSIONS: $\frac{\text{MM}}{\text{(INCHES)}}$

NOTE: 2 % TOLERANCE AVAILABLE FOR INDUCTANCE RANGES OF 33 NH AND UP. REPLACE "J" OR "K" WITH "G".