

# D Series (Standard D-Sub)

# Dual Port Solder Dip

## Specifications

Insulation Resistance: 5,000MΩ min.  
 Withstanding Voltage: 1,000 V AC  
 Contact Resistance: 10mΩ max.  
 Current Rating: 5A  
 Operating Temp. Range: -55°C to +105°C

## Materials and Finish

Shell: Steel, Tin plated  
 Insulator: Polyester Resin (glass filled)  
 Fiber reinforced, UL94V-0  
 Contacts: Stamped Copper Alloy  
 Plating: Gold over Nickel

## Part Number (Details)

**D**                      **DP - 01**    \*                      \*                      **1**

Series

Connector Version:  
 DP = Dual Port

No. of Contacts (Top / Bottom):  
 01 = 9 / 9  
 02 = 15 / 15  
 03 = 25 / 25  
 10 = 37 / 37

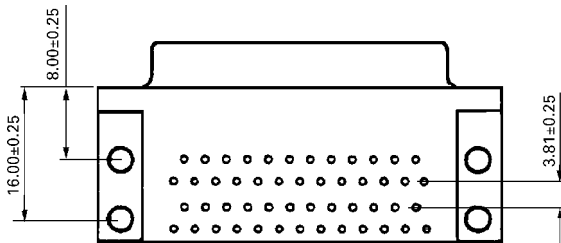
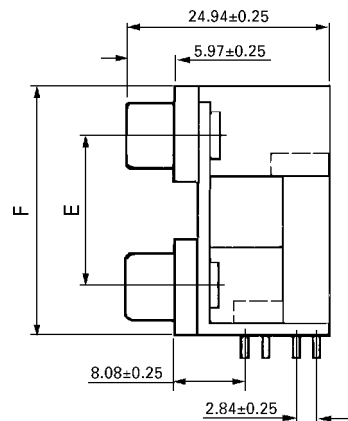
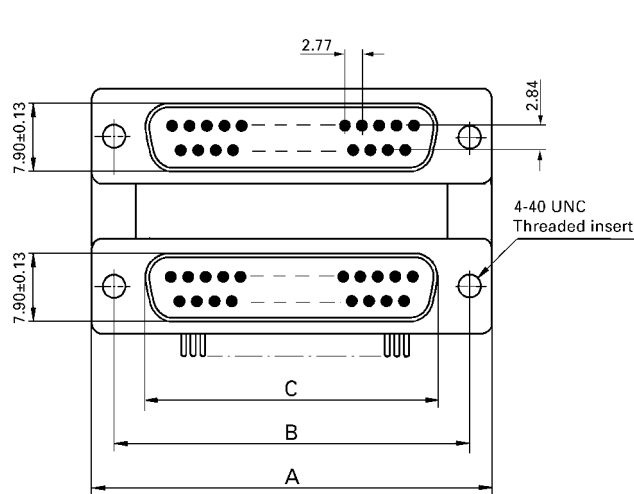
Connector Types (Top / Bottom):  
 1 = Male / Male  
 2 = Male / Female  
 3 = Female / Male  
 4 = Female / Female

Vertical Distance between Connectors:  
 S = 15.88mm, M = 19.05mm, L = 22.86mm

Assembly:  
 1 = Snap-in + 4-40 Clinch Nut (Standard)  
 2 = 4-40 Threaded

## Applicable Dimensions (Reference Only)

### Outline Connector Dimensions



### Recommended PCB Layouts

Top View



Part Number	No. of Contacts	A	B	C	Vertical Distances	E	F
DDP-01**1	9 / 9	30.81	24.99	16.33	Type S	15.88	28.42
DDP-02**1	15 / 15	39.14	33.32	24.66	Type M	19.05	31.60
DDP-03**1	25 / 25	53.04	47.04	38.38	Type L	22.86	35.41
DDP-10**1	37 / 37	69.32	63.50	54.84			