

RED LASER DIODE

DL-3038-034

SANYO

Ver.2 Apr. 1999

Features

- Short wavelength : 635 nm (Typ.)
- Low threshold current : $I_{th} = 30$ mA (Typ.)
- High operating temperature : 5 mW at 50°C
- Low operating voltage : $V_{op} = 2.2$ V (Typ.)

Applications

- Bar-code scanner
- Laser marker

Absolute Maximum Ratings

($T_c=25^\circ\text{C}$)

Parameter		Symbol	Ratings	Unit
Light Output	CW	P_o	5	mW
Reverse Voltage	Laser	VR	2	V
	PD		30	
Operating Temperature		T_{opr}	-10 ~ +50	$^\circ\text{C}$
Storage Temperature		T_{stg}	-40 ~ +85	$^\circ\text{C}$

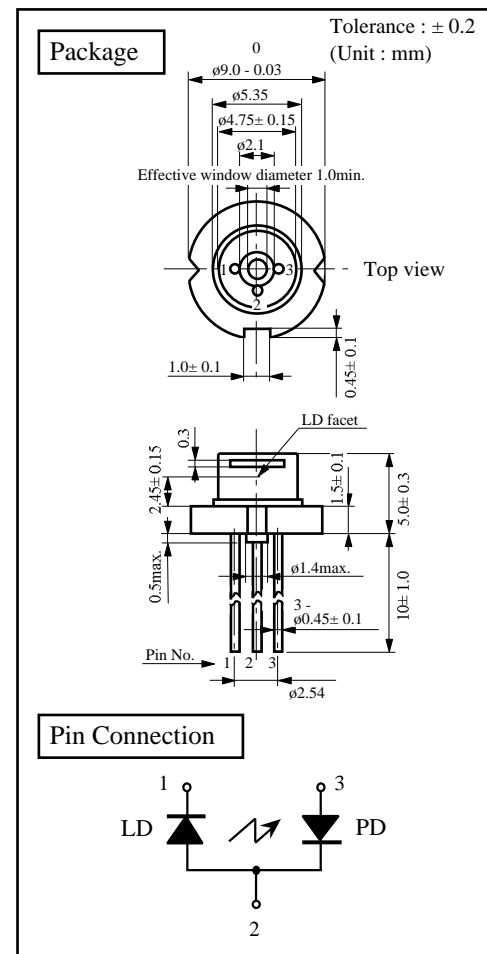
Electrical and Optical Characteristics ^{1) 2)}

($T_c=25^\circ\text{C}$)

Parameter		Symbol	Condition	Min.	Typ.	Max.	Unit
Threshold Current		I_{th}	CW	-	30	50	mA
Operating Current		I_{op}	$P_o=5\text{mW}$	-	40	60	mA
Operating Voltage		V_{op}	$P_o=5\text{mW}$	-	2.3	2.5	V
Lasing Wavelength		λ_p	$P_o=5\text{mW}$	-	635	645	nm
Beam ³⁾ Divergence	Perpendicular	Q_v	$P_o=5\text{mW}$	25	30	35	$^\circ$
	Parallel	Q_h	$P_o=5\text{mW}$	6	8	10	$^\circ$
Off Axis Angle	Perpendicular	dQ_v	-	-	-	± 3	$^\circ$
	Parallel	dQ_h	-	-	-	± 3	$^\circ$
Differential Efficiency		dP_o/dI_{op}	-	-	0.4	-	mW/mA
Monitoring Output Current		I_m	$P_o=5\text{mW}$	0.05	0.2	0.5	mA
Astigmatism		A_s	$P_o=5\text{mW}$	-	10	-	μm

1) Initial values 2) All the above values are evaluated with Tottori Sanyo's measuring apparatus 3) Full angle at half maximum

Note : The above product specification are subject to change without notice.



Tottori SANYO Electric Co., Ltd. Electronic Device Business Headquarters

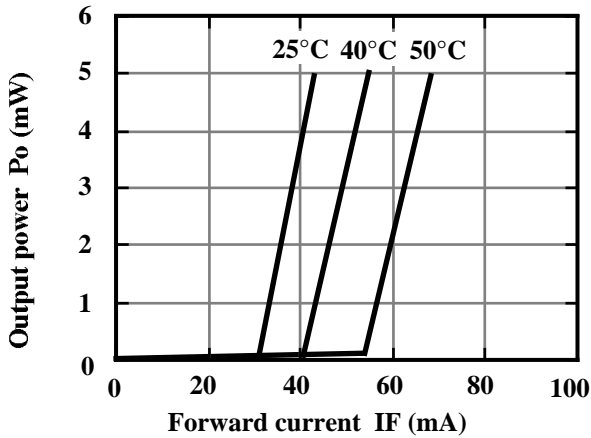
LED Division

5-318, Tachikawa, Tottori 680-8634 Japan

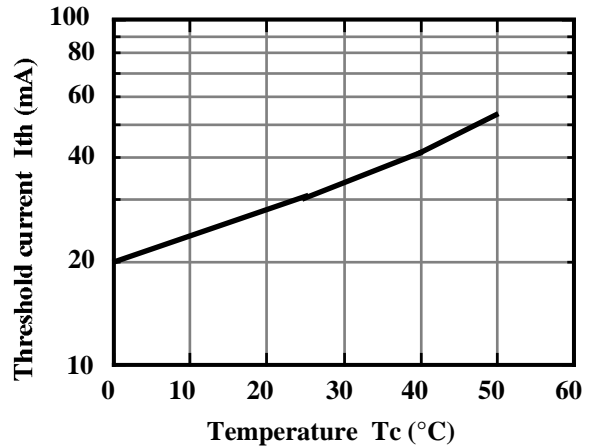
TEL : +81-857-21-2137 FAX : +81-857-21-2161

Characteristics

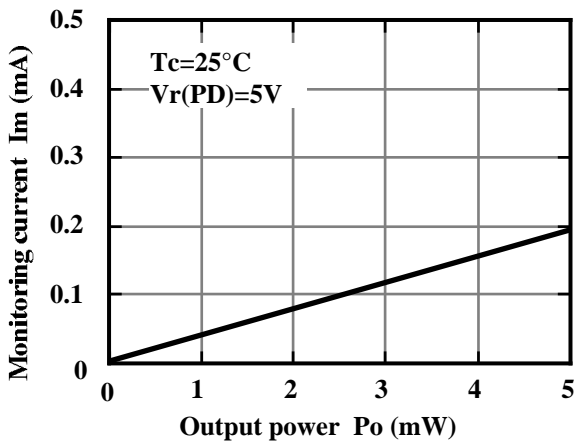
Output power vs. Forward current



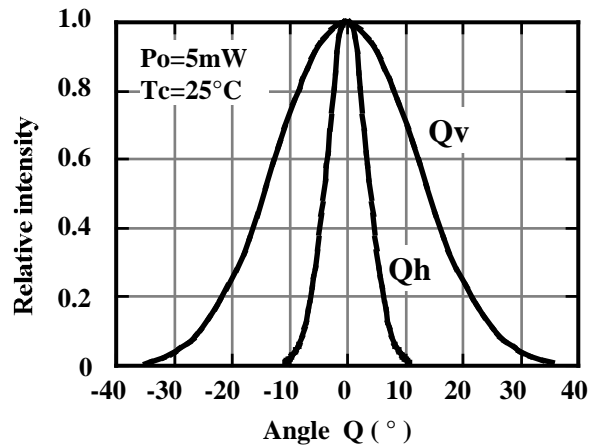
Threshold current vs. Temperature



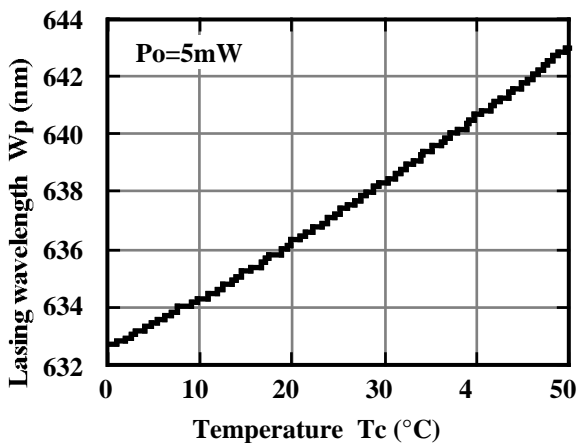
Monitoring current vs. Output power



Beam divergence



Lasing wavelength vs. Temperature



Lasing wavelength vs. Output power

