



Micro Commercial Components
 21201 Itasca Street Chatsworth
 CA 91311
 Phone: (818) 701-4933
 Fax: (818) 701-4939

DL5817 THRU DL5819

Features

- Schottky Barrier Rectifier
- Guard Ring Protection
- Low Forward Voltage
- Low Power Loss For High Efficiency
- High Current Capability
- Surface Mount Applications

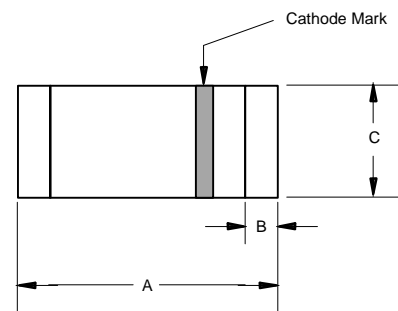
1 Amp Schottky Barrier Rectifier 20 to 40 Volts

Maximum Ratings

- Operating Temperature: -55°C to +125°C
- Storage Temperature: -55°C to +150°C
- Maximum Thermal Resistance; 15°C/W Junction To Lead

MCC Catalog Number	Device Marking	Maximum Recurrent Peak Reverse Voltage	Maximum RMS Voltage	Maximum DC Blocking Voltage
DL5817	---	20V	14V	20V
DL5818	---	30V	21V	30V
DL5819	---	40V	28V	40V

MELF

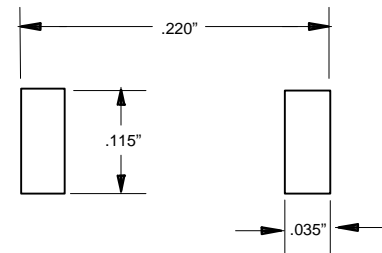


DIM	INCHES		MM		NOTE
	MIN	MAX	MIN	MAX	
A	.190	.205	4.80	5.20	
B	---	.022	---	.55	Nominal
C	.095	.105	2.40	2.67	∅

Electrical Characteristics @ 25°C Unless Otherwise Specified

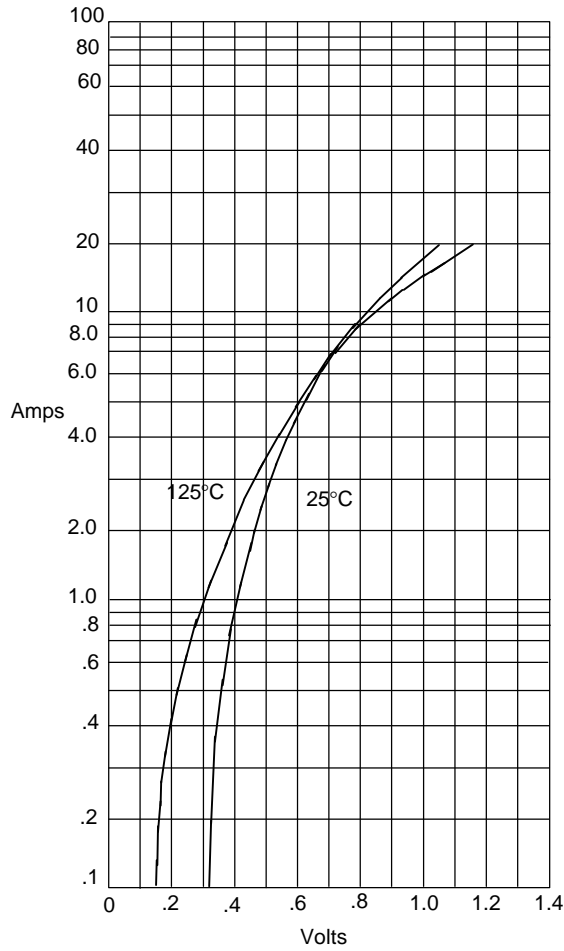
Average Forward Current	$I_{F(AV)}$	1.0A	$T_A = 90^\circ\text{C}$
Peak Forward Surge Current	I_{FSM}	25A	8.3ms, half sine
Maximum Instantaneous Forward Voltage	V_F	.45V .55V .60V	$I_{FM} = 1.0A;$ $T_J = 25^\circ\text{C}^*$
DL5817			
DL5818 DL5819			
Maximum DC Reverse Current At Rated DC Blocking Voltage	I_R	1.0mA	$T_J = 25^\circ\text{C}$

SUGGESTED SOLDER PAD LAYOUT



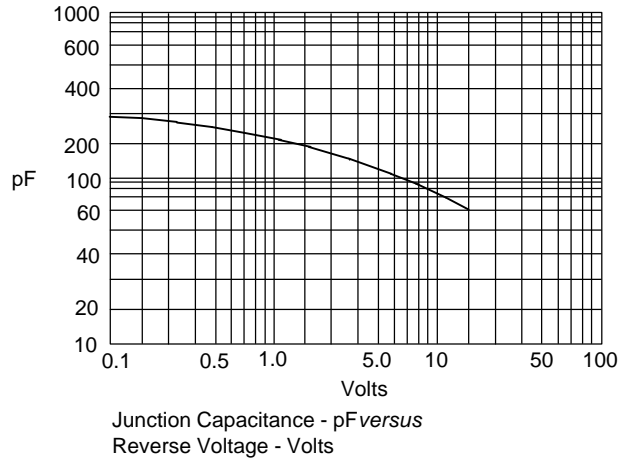
*Pulse test: Pulse width 300 μsec, Duty cycle 2%

Figure 1
Typical Forward Characteristics



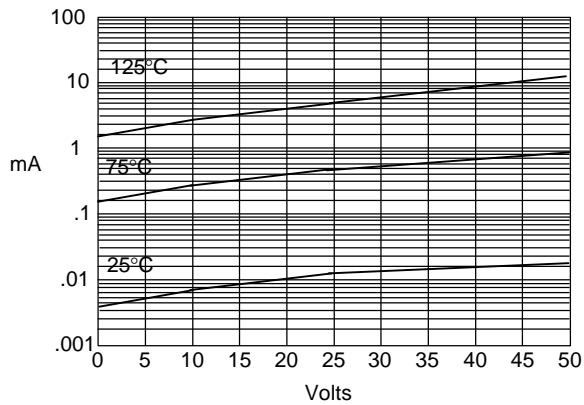
Instantaneous Forward Current - Amperes versus
Instantaneous Forward Voltage - Volts

Figure 2
Typical Junction Capacitance



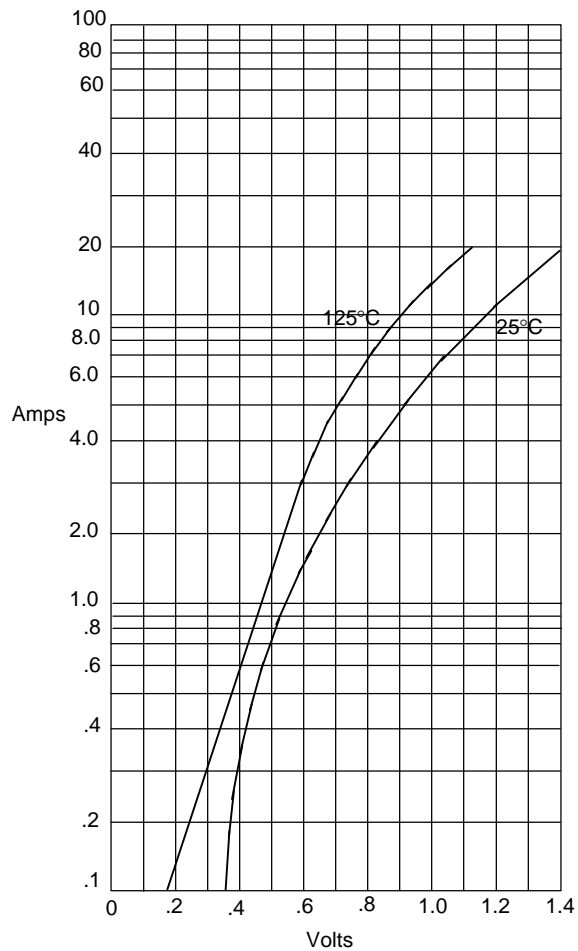
Junction Capacitance - pF versus
Reverse Voltage - Volts

Figure 3
Typical Reverse Characteristics



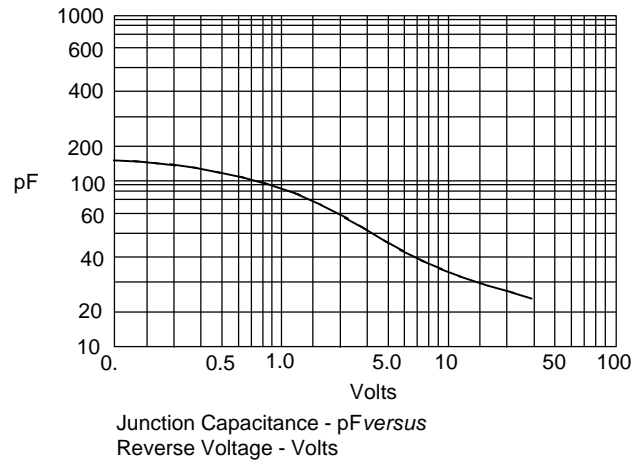
Typical Reverse Current - mA versus
Reverse Voltage - Volts

Figure 1
Typical Forward Characteristics



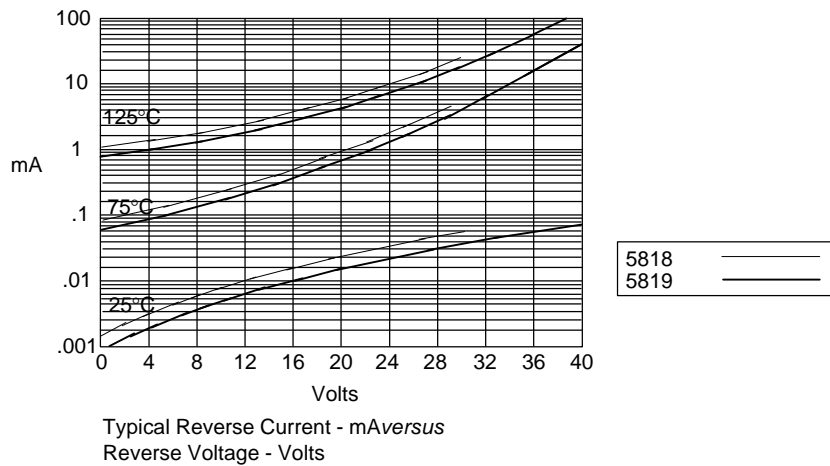
Instantaneous Forward Current - Amperes versus
Instantaneous Forward Voltage - Volts

Figure 2
Typical Junction Capacitance



Junction Capacitance - pF versus
Reverse Voltage - Volts

Figure 3
Typical Reverse Characteristics



Typical Reverse Current - mA versus
Reverse Voltage - Volts