

Fig. 1 Forward characteristics

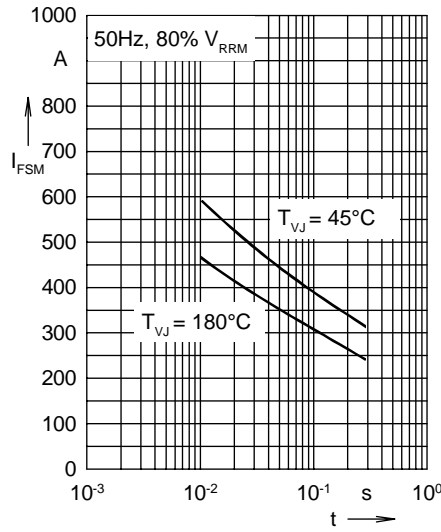


Fig. 2 Surge overload current
 I_{FSM} : crest value, t: duration

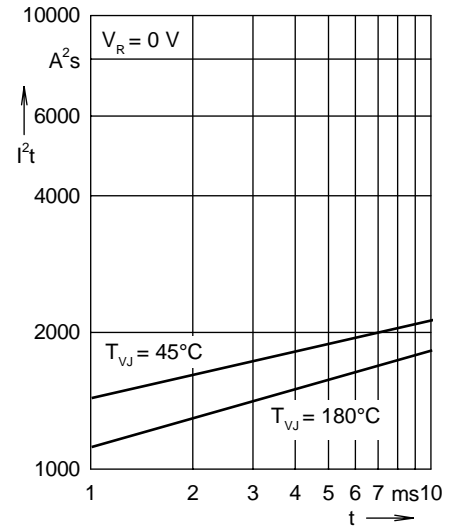


Fig. 3 I^2t versus time (1-10 ms)

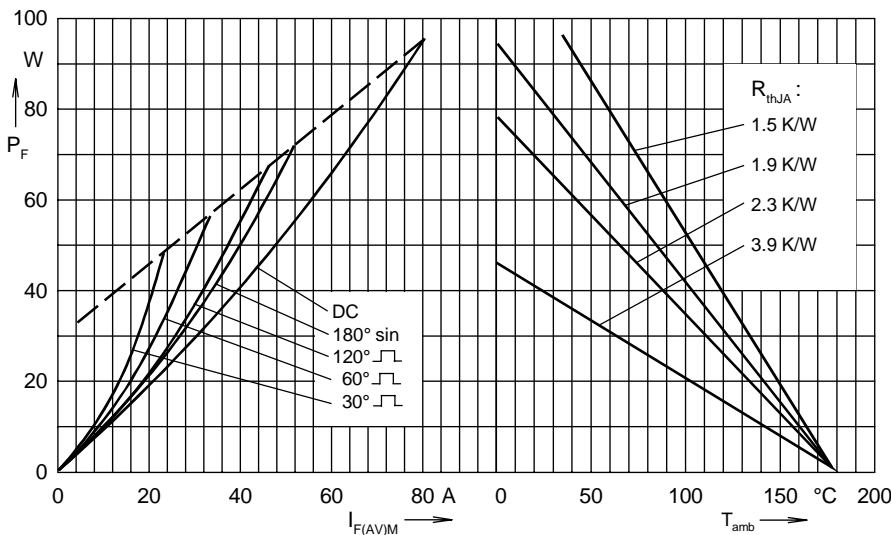


Fig. 4 Power dissipation versus forward current and ambient temperature

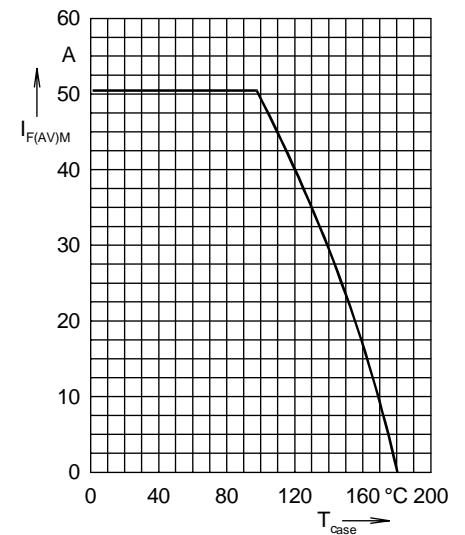


Fig. 5 Max. forward current at case temperature 180° sine

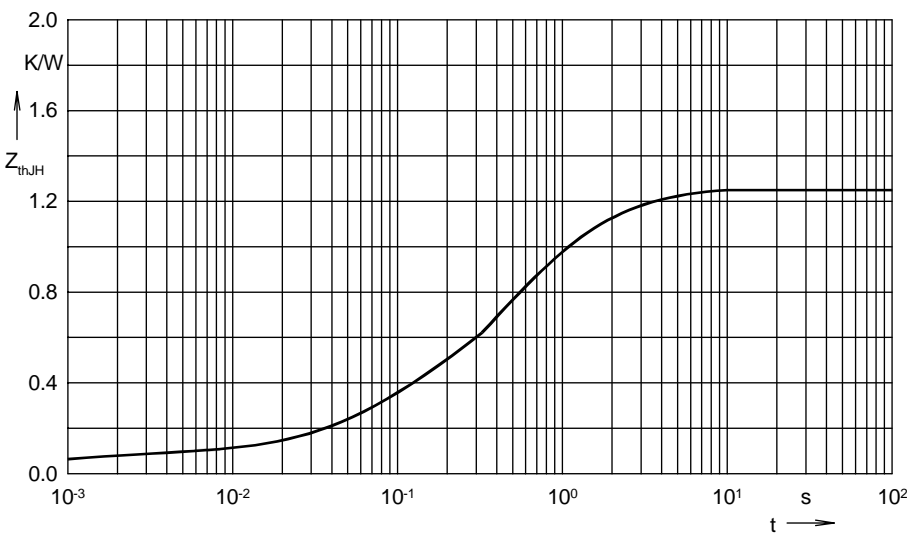


Fig. 6 Transient thermal impedance junction to heatsink

R_{thJH} for various conduction angles d:

d	R_{thJH} (K/W)
DC	1.25
180°	1.37
120°	1.47
60°	1.74
30°	2.08

Constants for Z_{thJH} calculation:

i	R_{thi} (K/W)	t_i (s)
1	0.10	0.0012
2	0.25	0.1181
3	0.70	0.6540
4	0.20	2.0