

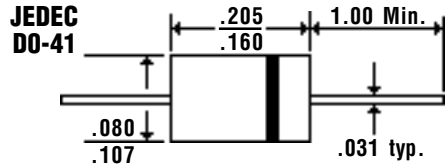
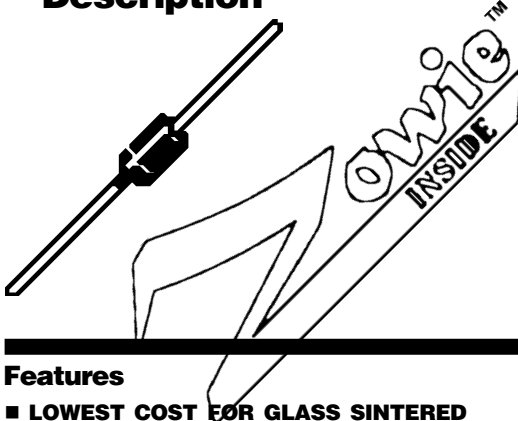


# 1.0 Amp Glass Passivated Sintered Fast Efficient Rectifiers

## Description

## Mechanical Dimensions

**EGPZ10A . . . 10K Series**



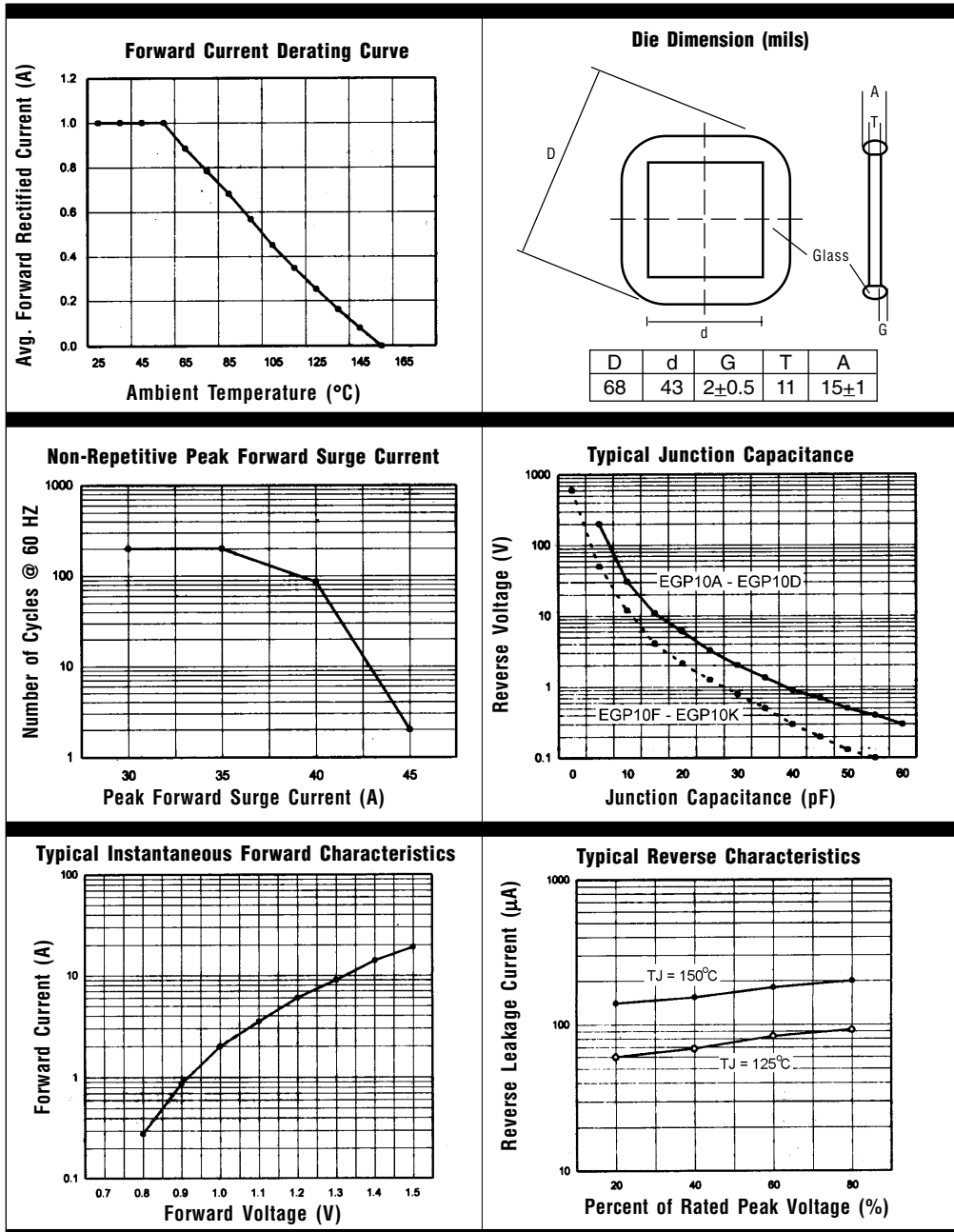
### Features

- **LOWEST COST FOR GLASS SINTERED FAST EFFICIENT CONSTRUCTION**
- **LOWEST  $V_f$  FOR GLASS SINTERED FAST EFFICIENT CONSTRUCTION**
- **TYPICAL  $I_r < 100$  nAmps**
- **1.0 AMP OPERATION @  $T_A = 55^\circ\text{C}$ , WITH NO THERMAL RUNAWAY**
- **SINTERED GLASS CAVITY-FREE JUNCTION**

Electrical Characteristics @ 25°C.	EGPZ10A . . . 10K Series						Units
Maximum Ratings	10A	10B	10D	10G	10J	10K	
Peak Repetitive Reverse Voltage... $V_{RRM}$	50	100	200	400	600	800	Volts
RMS Reverse Voltage... $V_{R(rms)}$	35	70	140	280	420	560	Volts
DC Blocking Voltage... $V_{DC}$	50	100	200	400	600	800	Volts
Average Forward Rectified Current... $I_{F(av)}$ Current 3/8" Lead Length @ $T_A = 55^\circ\text{C}$	.....			1.0	.....		Amps
Non-Repetitive Peak Forward Surge Current... $I_{FSM}$ 8.3mS, 1/2 Sine Wave Superimposed on Rated Load	.....			30	.....		Amps
Forward Voltage @ 1.0A... $V_f$	< ..... 1.0 ..... >		1.3		< ..... 1.7 ..... >		Volts
DC Reverse Current... $I_{R(max)}$ @ Rated DC Blocking Voltage	$T_A = 25^\circ\text{C}$ .....			5.0	.....		$\mu\text{Amps}$
	$T_A = 125^\circ\text{C}$ .....			100	.....		$\mu\text{Amps}$
Typical Junction Capacitance... $C_j$ (Note 1)	.....			15	.....		pF
Maximum Thermal Resistance... $R_{\theta JA}$ (Note 2)	.....			55	.....		$^\circ\text{C/W}$
Maximum Reverse Recovery Time... $t_{RR}$ (Note 3)	< ..... 50 ..... >		< ..... 75 ..... >				nS
Operating & Storage Temperature Range... $T_J, T_{STRG}$	..... -65 to 150 .....						$^\circ\text{C}$

# 1.0 Amp Glass Passivated Sintered Fast Efficient Rectifiers

**EGPZ10A . . . 10K Series**



**NOTES:** 1. Measured @ 1 MHz and applied reverse voltage of 4.0V.  
 2. Thermal Resistance from Junction to Ambient at 3/8" Lead Length, P.C. Board Mounted.  
 3. Reverse Recovery Condition  $I_F = 0.5A$ ,  $I_R = 1.0A$ ,  $I_{RR} = 0.25A$ .

Ratings at 25 Deg. C ambient temperature unless otherwise specified.

Single Phase Half Wave, 60 HZ Resistive or Inductive Load.

For Capacitive Load, Derate Current by 20%.