

InGaAs PIN photodiode with preamp G9128/G9129/G9130/G9131 series

MINI-DIL type, 1.3/1.55 μm , 156, 622 Mbps/1.25, 2.5 Gbps



Features

- Wide dynamic range
G9128 series (156 Mbps) : -37 to -5 dBm Typ.
G9129 series (622 Mbps) : -32 to -5 dBm Typ.
G9130 series (1.25 Gbps) : -25 to -1 dBm Typ.
G9131 series (2.5 Gbps) : -22 to +1 dBm Typ.
- Supply voltage
G9128/G9129 series: 3.3 V
G9130/G9131 series: 3.3 V, 5 V
- Small size
- Differential output
- Flame retardant optical fiber

Applications

- Optical fiber communications
- SDH/SONET

Absolute maximum ratings (Ta=25 °C)

Parameter	Symbol	G9128 series	G9129 series	G9130 series	G9131 series	Unit
Supply voltage	Vcc	-0.3, +3.8	-0.3, +3.8	-0.3, +5.5	-0.5, +6	V
Reverse voltage (photodiode)	Vpd	20	-	20	20	V
Operating temperature	Topr	-40 to +85				°C
Storage temperature	Tstg	-40 to +85				°C

Specifications (Typ. Ta=25 °C, Vpd=3.3 V, Vee=0 V, capacitive coupling, $\lambda=1.31 \mu\text{m}$, unless otherwise noted)

Parameter	Symbol	Condition	G9128 series	G9129 series	G9130 series	G9131 series	Unit
			Vcc=3.3 V RL=500 Ω *1	Vcc=3.3 V RL=500 Ω *1	Vcc=3.3/5 V RL=50 Ω	Vcc=3.3/5 V RL=50 Ω	
Photo sensitivity	S	*2, *3	27	17	2.8	1.1	V/mW
Supply current	Icc	dark state, RL= ∞	25	30	35	35 (Vcc=3.3 V)	mA
Output bias voltage	Vo	dark state, RL= ∞	1.5	1.65	Vcc - 1.7	Vcc - 0.25	V
Cut-off frequency	fc	*3 -3 dB	120 M	550 M	1 G	2 G	Hz
Low frequency cut-off	fc-L	*3 -3 dB	15	60	DC	30	kHz
Data rate	B		156 M	622 M	1.25 G	2.5 G	bps

*1: G9128/G9129 should be used with a load resistance larger than 500 Ω .

*2: Single ended (Vout+) measurement

*3: G9128/G9129 series: Pin= -30 dBm

G9130 series: Pin= -22 dBm

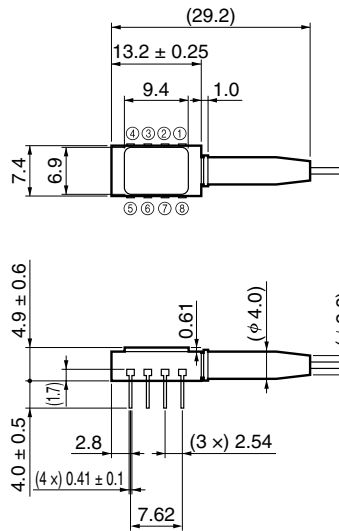
G9131 series: Pin= -17 dBm

Package lineup

Structure		G9128, G9129, G9130, G9131			
		-21	-22	-23	-24
Module	Mounting style	Board			
Fiber	Type	SM (9.5/125) ϕ 0.9			
	Length	1 m +20 cm/-0 cm			
Connector	Type	SC	FC	MU	LC
	Dimensional outline	①	②	③	④

■ Dimensional outlines (unit: mm, tolerance unless otherwise noted: ±0.2)

Package



KIRDA0169EA

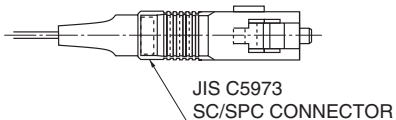
■ Pin connection

Pin No.	G9128 series	G9129 series	G9130 series	G9131 series
② ④ ⑤ ⑦	GND	GND	GND	GND
①	Vpd	Vcc	Vpd	Vpd
③	Vout-	Vout-	Vout+	Vout-
⑥	Vout+	Vout+	Vout-	Vout+
⑧	Vcc	MON *	Vcc	Vcc

* G9129 series has a MON function instead of Vpd. MON may be connected to Vcc across a resistor to get the proportional voltage to the average photo-current.

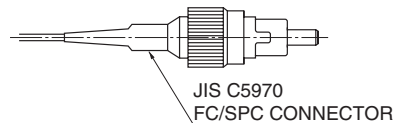
Connector

① SC



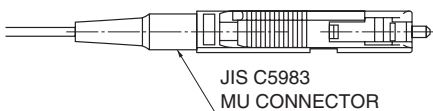
KIRDA0102EA

② FC



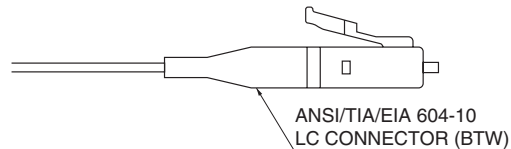
KIRDA0103EA

③ MU



KIRDA0164EA

④ LC



KIRDA0165EA

HAMAMATSU

Information furnished by HAMAMATSU is believed to be reliable. However, no responsibility is assumed for possible inaccuracies or omissions. Specifications are subject to change without notice. No patent rights are granted to any of the circuits described herein. ©2003 Hamamatsu Photonics K.K.

HAMAMATSU PHOTONICS K.K., Solid State Division

1126-1 Ichino-cho, Hamamatsu City, 435-8558 Japan, Telephone: (81) 053-434-3311, Fax: (81) 053-434-5184, <http://www.hamamatsu.com>

U.S.A.: Hamamatsu Corporation: 360 Foothill Road, P.O.Box 6910, Bridgewater, N.J. 08807-0910, U.S.A., Telephone: (1) 908-231-0960, Fax: (1) 908-231-1218

Germany: Hamamatsu Photonics Deutschland GmbH: Arzbergerstr. 10, D-82211 Herrsching am Ammersee, Germany, Telephone: (49) 08152-3750, Fax: (49) 08152-2658

France: Hamamatsu Photonics France S.A.R.L.: 8, Rue du Saule Trapu, Parc du Moulin de Massy, 91882 Massy Cedex, France, Telephone: 33-(1) 69 53 71 00, Fax: 33-(1) 69 53 71 10

United Kingdom: Hamamatsu Photonics UK Limited: 2 Howard Court, 10 Tewin Road, Welwyn Garden City, Hertfordshire AL7 1BW, United Kingdom, Telephone: (44) 1707-294888, Fax: (44) 1707-325777

North Europe: Hamamatsu Photonics Norden AB: Smidesvägen 12, SE-171 41 Solna, Sweden, Telephone: (46) 8-509-031-00, Fax: (46) 8-509-031-01

Italy: Hamamatsu Photonics Italia S.R.L.: Strada della Moia, 1/E, 20020 Arese, (Milano), Italy, Telephone: (39) 02-935-81-733, Fax: (39) 02-935-81-741