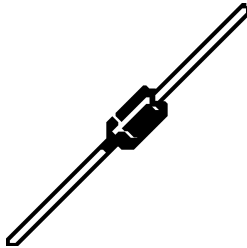
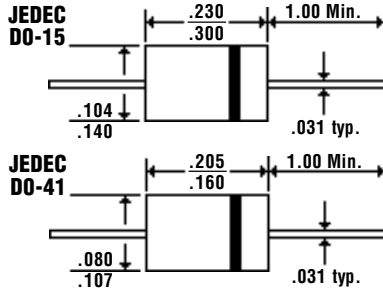


## Description



## Mechanical Dimensions

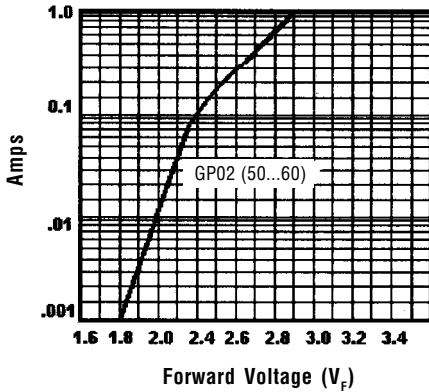


## Features

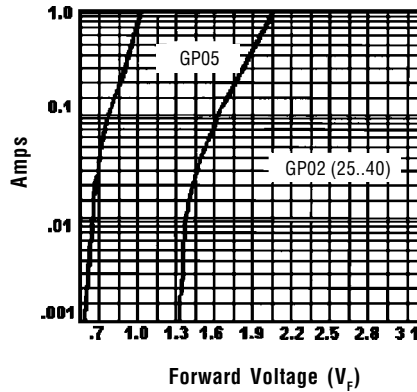
- DESIGNED FOR PHOTO FLASH APPLICATIONS
- LOW COST
- BEVELED ROUND CHIP, AVALANCHE OPERATION
- MEETS UL SPECIFICATION 94V-0

Electrical Characteristics @ 25°C.	GP02 & GP05 Series			Units
Maximum Ratings	GP02		GP05	
	(25-40)	(50-60)		
Average Forward Rectified Current... $I_o$ @ $T_A = 55^\circ\text{C}$	< ..... 0.2 ..... >	< ..... 0.2 ..... >	< ..... 0.5 ..... >	Amps
Non-Repetitive Peak Forward Surge Current... $I_{FSM}$ @ Rated Load Conditions, 8.3 mS, 1/2 Sine Wave	< ..... 25 ..... >	< ..... 20 ..... >	< ..... 30 ..... >	Amps
Forward Voltage... $V_F$ @ $I_F = 0.2$ Amps (GP02) @ $I_F = 0.5$ Amps (GP05)	< ..... 3.0 ..... >	< ..... 3.0 ..... >	< ..... 2.1 ..... >	Volts
DC Reverse Current... $I_R$	..... 5.0 .....			$\mu\text{Amps}$
Typical Reverse Recovery Time... $T_{RR}$	..... 500 .....			nS
Typical Junction Capacitance... $C_j$	< ..... 7.0 ..... >	< ..... 5.0 ..... >	< ..... 9.0 ..... >	pF
Operating Temperature Range... $T_j$	..... -65 to 125 .....			$^\circ\text{C}$
Storage Temperature Range... $T_{STRG}$	..... -65 to 150 .....			$^\circ\text{C}$
Maximum Peak Inverse Voltage...	<b>Type</b>	<b>Package</b>	<b><math>V_{RM}</math></b>	
	GP05-10	D0-41	1000	Volts
	GP05-15	D0-41	1500	Volts
	GP05-16	D0-41	1600	Volts
	GP05-18	D0-41	1800	Volts
	GP05-20	D0-41	2000	Volts
	GP02-25	D0-41	2500	Volts
	GP02-30	D0-41	3000	Volts
	GP02-35	D0-15	3500	Volts
	GP02-40	D0-15	4000	Volts
	GP02-45	D0-15	4500	Volts
	GP02-50	D0-15	5000	Volts
	GP02-60	D0-15	6000	Volts

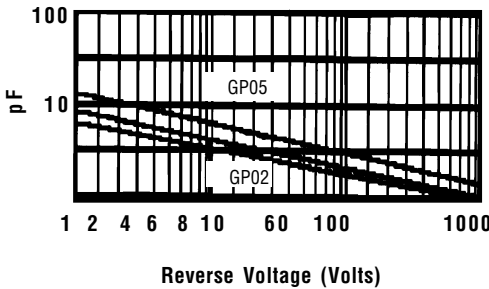
**Typical Forward Characteristics**



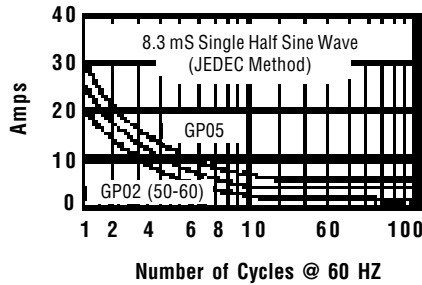
**Typical Forward Characteristics**



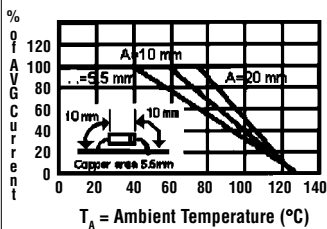
**Typical Junction Capacitance**



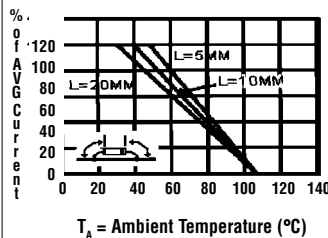
**Maximum Surge Current**



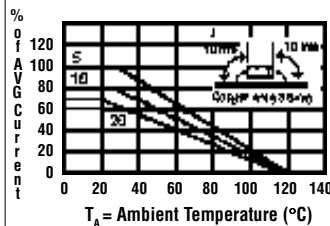
**Maximum Current Rating  
Effect of Copper Area  
Resistive/Inductive Load**



**Maximum Current Rating  
Effect of Lead Lengths  
Resistive/Inductive Load**



**Maximum Current Rating  
Capacitive Load**



Ratings at 25 Deg. C ambient temperature unless otherwise specified.

Single Phase Half Wave, 60 HZ Resistive or Inductive Load.

For Capacitive Load, Derate Current by 20%.