

Shielded Drum Compact Package Low Cost Inductors

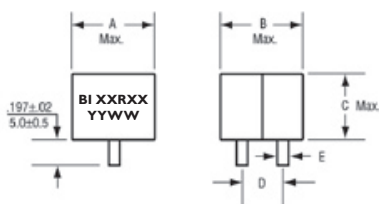
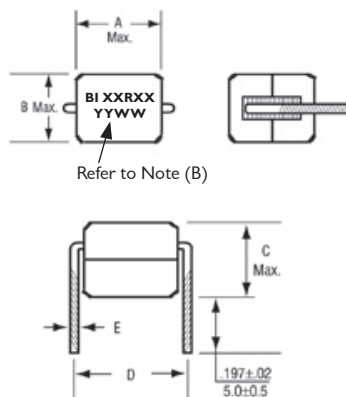
- Operating Temperature Range -40°C to +155°C
- Ambient Temperature, Maximum 100°C
- Temperature Rise, Maximum 50°C
- Insulation System Class F, 155°C

Specifications

Part Number	Inductance			I _{rated} ⁽¹⁾ (A dc)	I _{sat} ⁽²⁾ (A dc)	DCR ⁽³⁾ mΩ ± 5%	Dim D. (mm ± 0.5)	Dim. E (mm ± 0.1)	Fig.
	100 kHz @ 0 A dc μH ± 10%	100 kHz, 0.1 V @ I _{rated} μH Min.	μH Typ.						
HM55-12R40	0.40	0.32	0.35	20	29	1.00	8.76	1.30	2
HM55-14R40	0.40	0.32	0.35	15	38	1.75	8.40	1.00	2
HM55-21R43	0.43	0.36	0.40	18	27	0.77	4.10	1.30	1
HM55-21R95	0.95	0.76	0.84	22.5	33	1.28	6.90	1.30	1
HM55-211R3	1.38	1.10	1.25	15	22	2.26	6.60	1.05	1
HM55-22R79	0.79	0.56	0.63	27	39	1.20	12.5	1.45	2
HM55-24R28	0.28	0.21	0.25	30	85	0.72	12.7	1.30	2
HM55-26R50	0.50	0.36	0.40	40	50	0.90	12.7	1.50	2
HM55-311R4	1.40	1.08	1.20	35	50	0.98	6.60	1.65	1
HM55-313R0	3.00	2.43	2.70	21	30	2.60	9.45	1.30	1
HM55-315R6	5.60	4.86	5.40	9	14	7.30	7.11	0.91	1
HM55-321R0	1.0	0.72	0.80	40	56	1.25	15.24	1.50	2

- Notes: (1) Rate current, I_{rated}, is the approximate DC current at which inductance will be decreased by 20% from its initial (zero DC) value or the current at which ΔT = 50°C, whichever is lower.
(2) I_{sat} is the saturation current at which inductance rolls off approximately 30% from its initial value.
(3) DC resistance is measured at 25°C.

Outline Dimensions (Inch/mm)

Figure 1

Figure 2


- Notes: (A) Refer to Specifications table for 'D' & 'E' dimensions of each model.
(B) For case size 12 & 14, only BI logo & datecode will be printed.

Case Size	Fig.	A	B	C
12	2	.295	.295	.433
		7.50	7.50	11.0
14	2	.295	.295	.295
		7.50	7.50	7.50
21	1	.413	.433	.413
		10.5	11.0	10.5
22	2	.413	.413	.413
		10.5	10.5	10.5
24	2	.413	.413	.295
		10.5	10.5	7.50
26	2	.413	.413	.355
		10.5	10.5	9.00
31	1	.532	.543	.532
		13.5	13.8	13.5
32	2	.532	.532	.492
		13.5	13.5	12.5

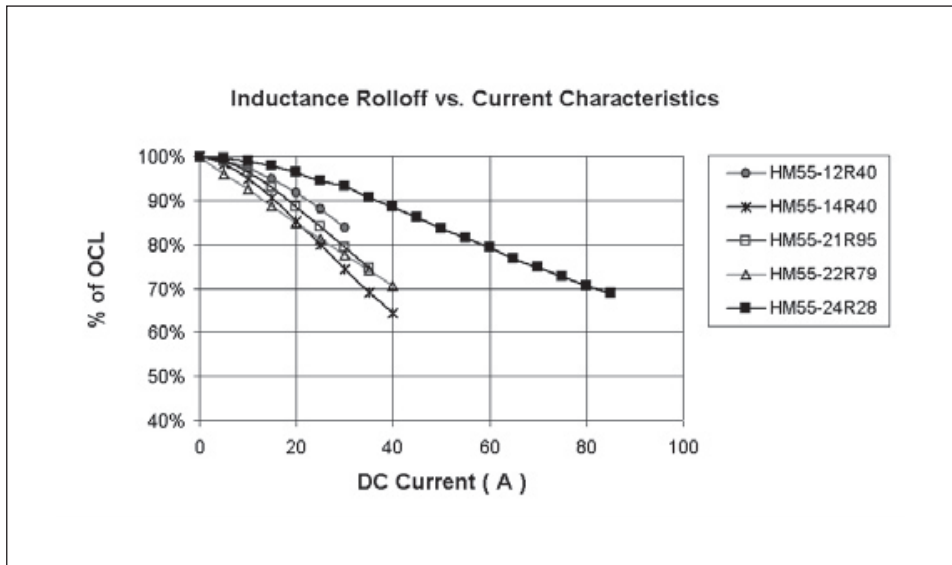
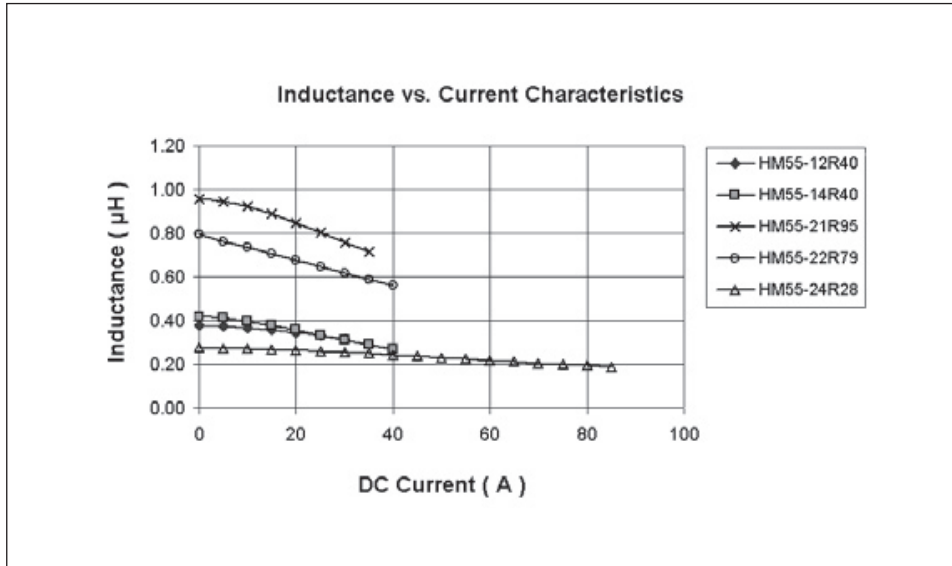
Packaging

Standard: Vacuum Tray

Case Size	Capacity Per Tray (Units)	Capacity Per Carton (Units)
12, 14, 21	40	560
22	44	660
24	50	600
26	45	630
31, 32	44	572

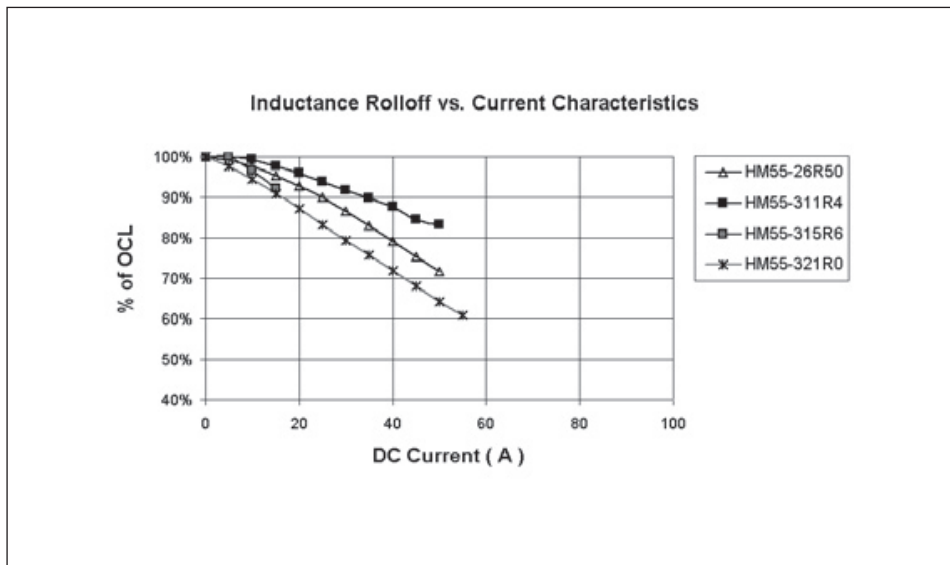
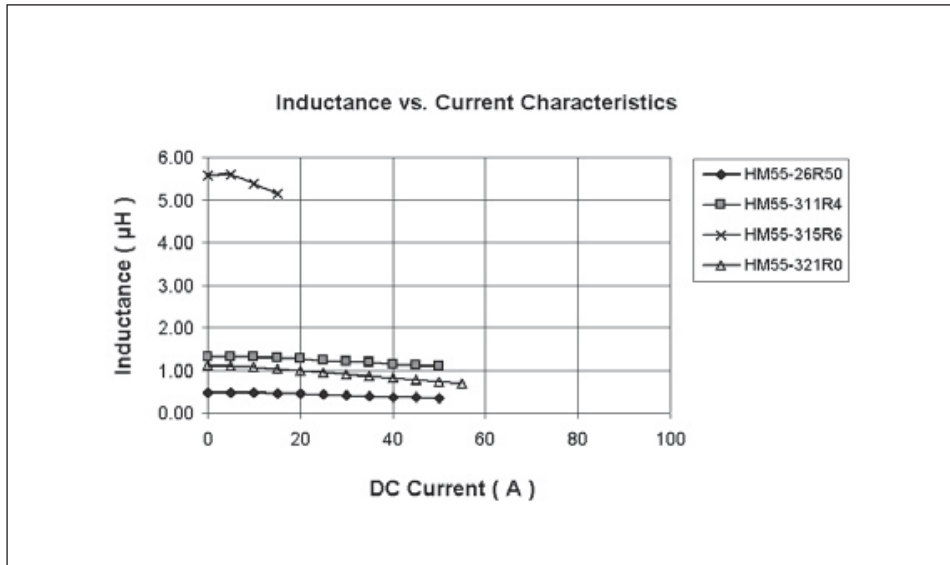
Electrical Characteristics @ 25 °C

(A) Case size 12, 14, 21, 22 & 24



Electrical Characteristics @ 25 °C (Cont'd)

(B) Case size 26, 31 & 32



Ordering Information

