



HSD669A

NPN EPITAXIAL PLANAR TRANSISTOR

Description

Low frequency power amplifier complementary pair with HSB649A

Absolute Maximum Ratings (Ta=25°C)

- Maximum Temperatures
Storage Temperature -55 ~ +150 °C
Junction Temperature +150 °C Maximum
- Maximum Power Dissipation
Total Power Dissipation (Ta=25°C) 1 W
Total Power Dissipation (Tc=25°C) 20 W
- Maximum Voltages and Currents
BVCBO Collector to Base Voltage 180 V
BVCEO Collector to Emitter Voltage 160 V
BVEBO Emitter to Base Voltage 5 V
IC Collector Current (DC) 1.5 A
IC Collector Current (Pulse) 3 A

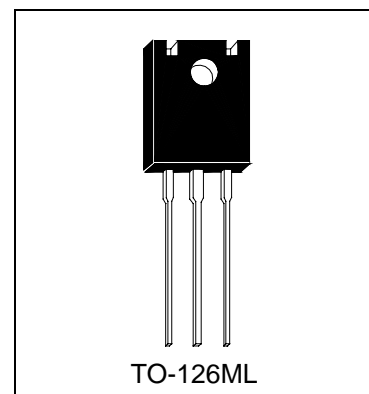
Electrical Characteristics (Ta=25°C)

Symbol	Min.	Typ.	Max.	Unit	Test Conditions
BVCBO	180	-	-	V	IC=1mA, IE=0
BVCEO	160	-	-	V	IC=10mA, IB=0
BVEBO	5	-	-	V	IE=1mA, IC=0
ICBO	-	-	10	uA	VCB=160V, IE=0
*VCE(sat)	-	-	1	V	IC=500mA, IB=50mA
VBE(on)	-	-	1.5	V	IC=150mA, VCE=5V
*hFE1	100	-	320		IC=150mA, VCE=5V
*hFE2	30	-	-		IC=500mA, VCE=5V
fT	-	140	-	MHz	IC=150mA, VCE=5V
Cob	-	14	-	pF	VCB=10V, f=1MHz, IE=0

*Pulse Test: Pulse Width ≤380us, Duty Cycle≤2%

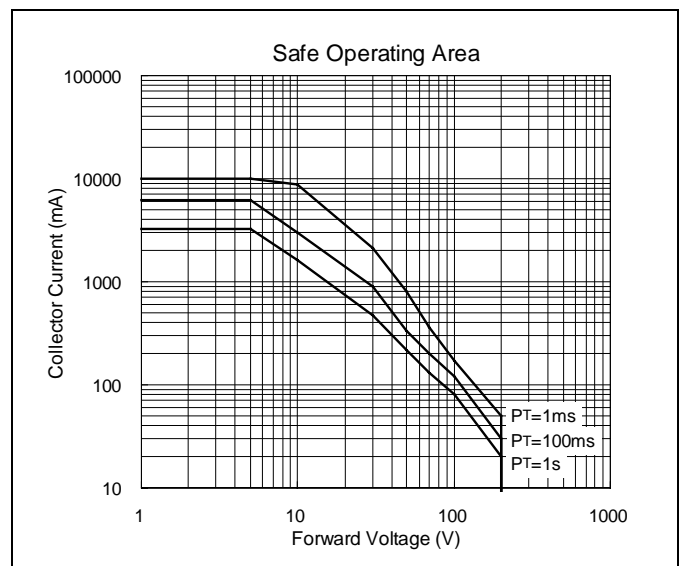
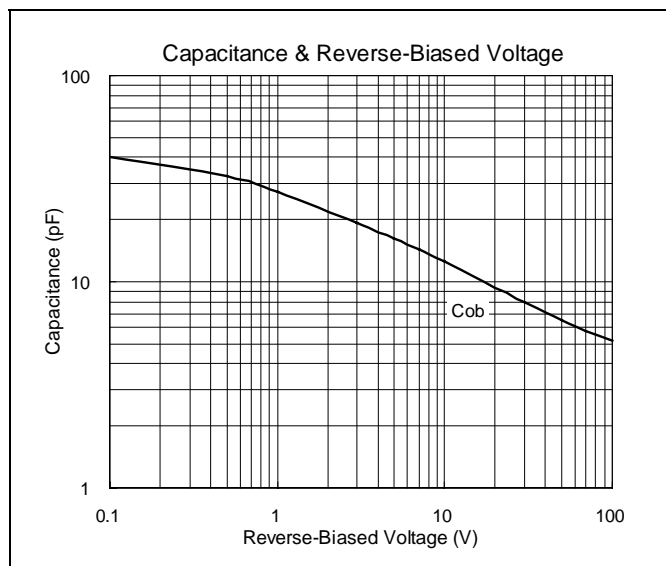
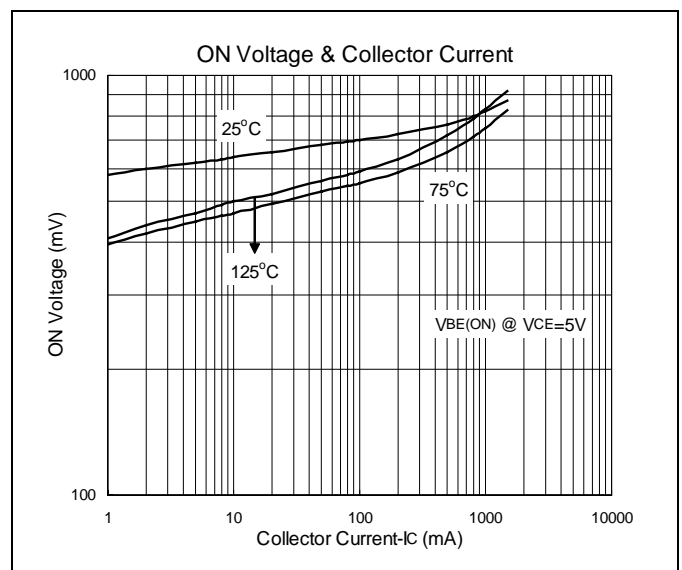
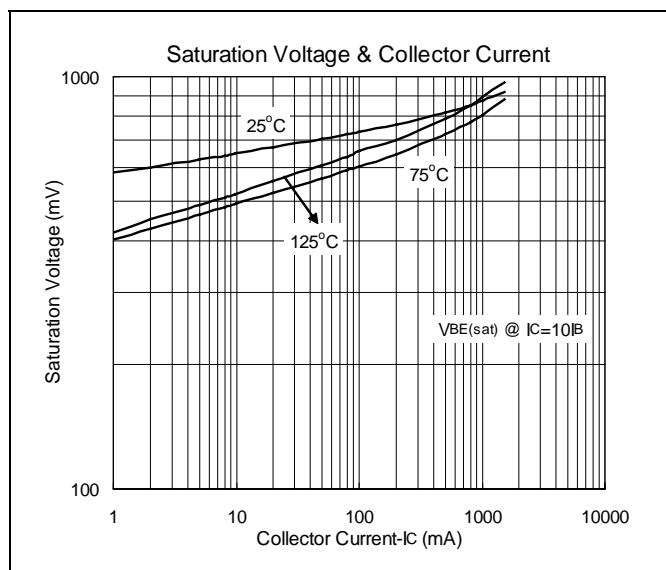
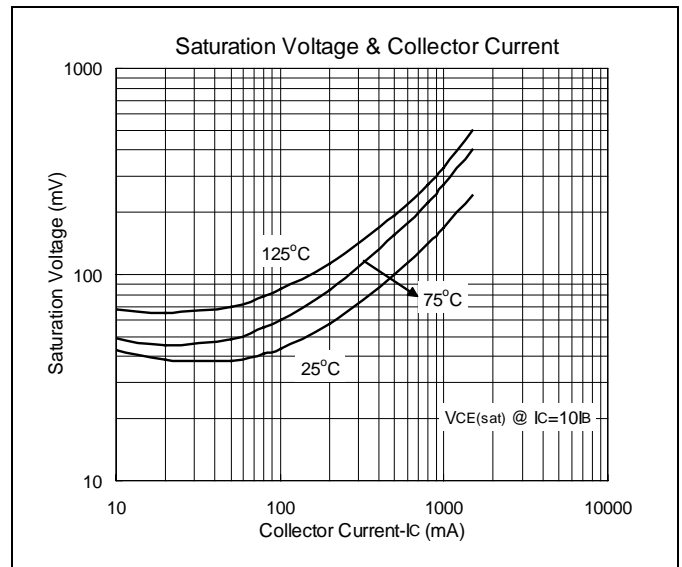
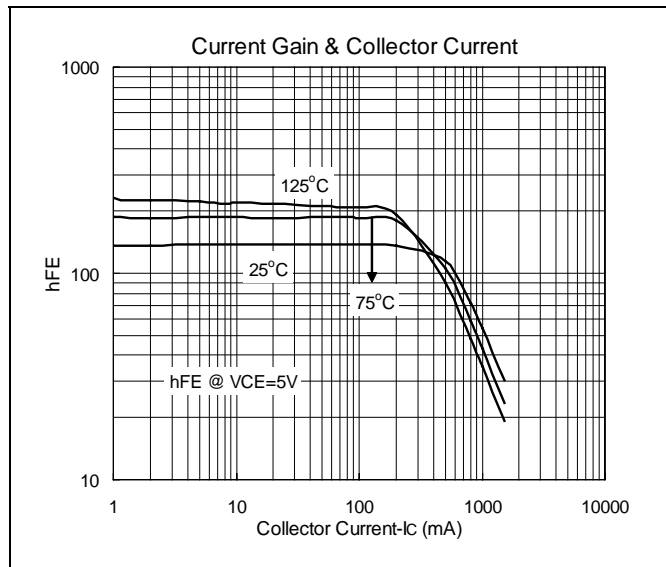
Classification Of hFE1

Rank	C	D
Range	100-200	180-320



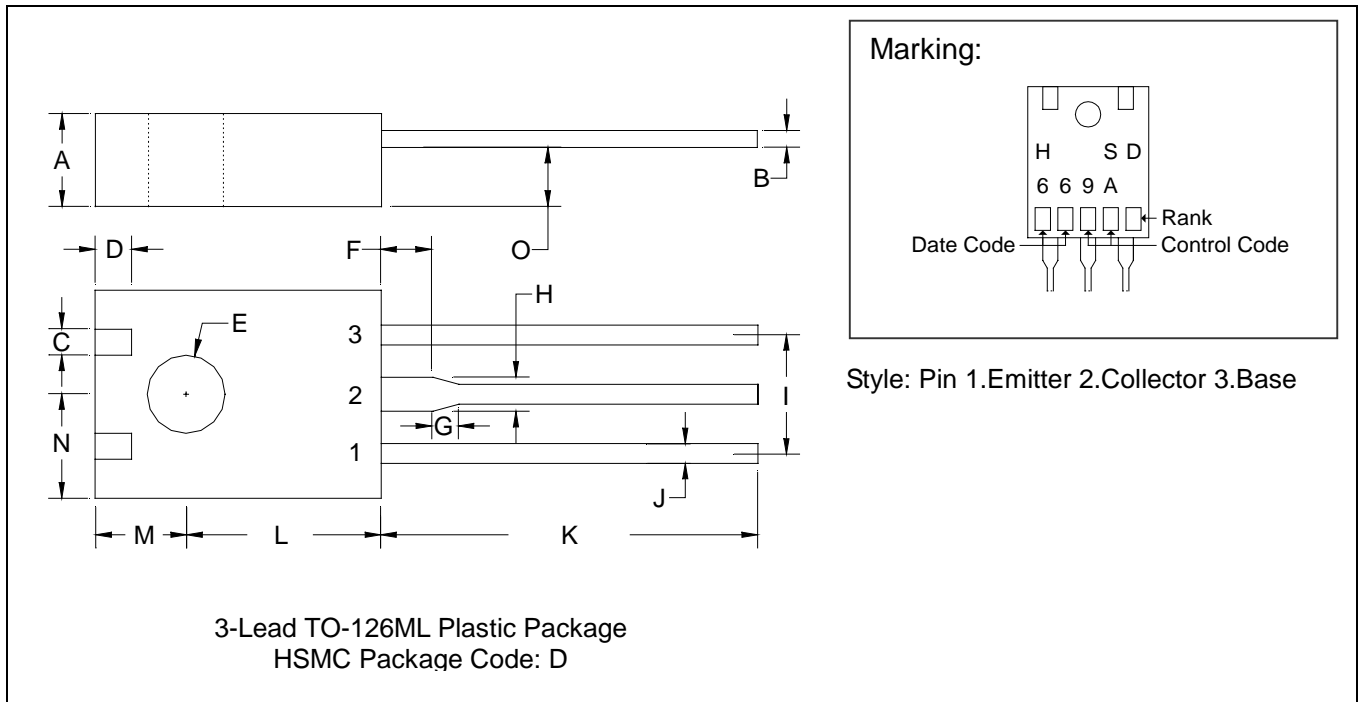


Characteristics Curve





TO-126ML Dimension



*: Typical

DIM	Inches		Millimeters		DIM	Inches		Millimeters	
	Min.	Max.	Min.	Max.		Min.	Max.	Min.	Max.
A	0.1356	0.1457	3.44	3.70	I	-	*0.1795	-	*4.56
B	0.0170	0.0272	0.43	0.69	J	0.0268	0.0331	0.68	0.84
C	0.0344	0.0444	0.87	1.12	K	0.5512	0.5906	14.00	15.00
D	0.0501	0.0601	1.27	1.52	L	0.2903	0.3003	7.37	7.62
E	0.1131	0.1231	2.87	3.12	M	0.1378	0.1478	3.50	3.75
F	0.0737	0.0837	1.87	2.12	N	0.1525	0.1625	3.87	4.12
G	0.0294	0.0494	0.74	1.25	O	0.0740	0.0842	1.88	2.14
H	0.0462	0.0562	1.17	1.42					

Notes: 1.Dimension and tolerance based on our Spec. dated Mar. 6,1995.
2.Controlling dimension: millimeters.
3.Maximum lead thickness includes lead finish thickness, and minimum lead thickness is the minimum thickness of base material.
4.If there is any question with packing specification or packing method, please contact your local HSMC sales office.

Material:

- Lead: 42 Alloy; solder plating
- Mold Compound: Epoxy resin family, flammability solid burning class: L94V-0

Important Notice:

- All rights are reserved. Reproduction in whole or in part is prohibited without the prior written approval of HSMC.
- HSMC reserves the right to make changes to its products without notice.
- HSMC semiconductor products are not warranted to be suitable for use in Life-Support Applications, or systems.**
- HSMC assumes no liability for any consequence of customer product design, infringement of patents, or application assistance.

Head Office And Factory:

- Head Office** (Hi-Sincerity Microelectronics Corp.): 10F.,No. 61, Sec. 2, Chung-Shan N. Rd. Taipei Taiwan R.O.C.
Tel: 886-2-25212056 Fax: 886-2-25632712, 25368454
- Factory 1:** No. 38, Kuang Fu S. Rd., Fu-Kou Hsin-Chu Industrial Park Hsin-Chu Taiwan. R.O.C
Tel: 886-3-5983621~5 Fax: 886-3-5982931