

# HSS101

## FEATURES :

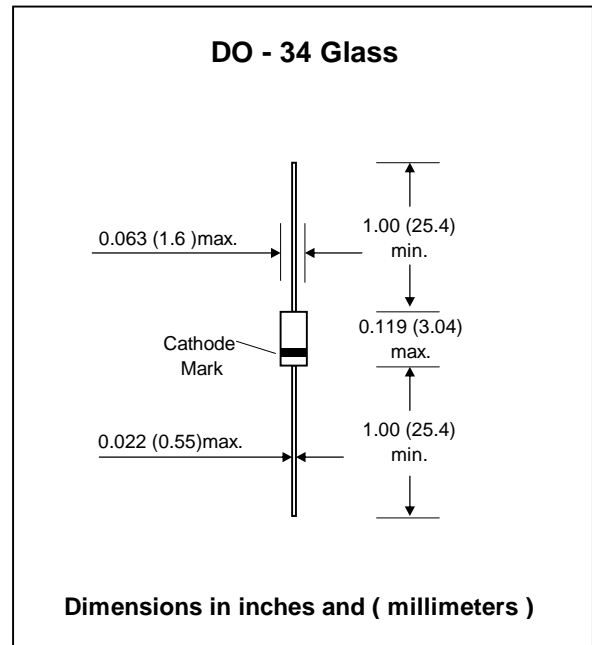
- Very Low  $I_R$
- Low  $V_F$  and high efficiency.
- Pb / RoHS Free

## MECHANICAL DATA :

**Case:** DO-34 Glass Case

**Weight:** approx. 0.11g

# SCHOTTKY BARRIER DIODE



## Maximum Ratings and Thermal Characteristics (Rating at 25 °C ambient temperature unless otherwise specified.)

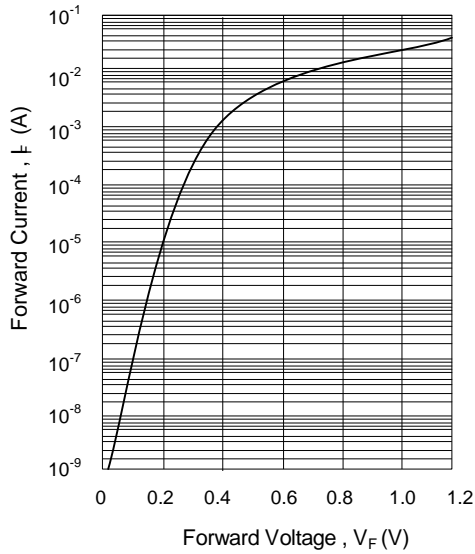
Parameter	Symbol	Value	Unit
Reverse Voltage	$V_R$	30	V
Average Rectified Current	$I_o$	35	mA
Power Dissipation	$P_D$	150	mW
Junction Temperature	$T_J$	100	°C
Storage temperature range	$T_{stg}$	-65 to + 100	°C

## Electrical Characteristics ( $T_a = 25^\circ\text{C}$ unless otherwise noted)

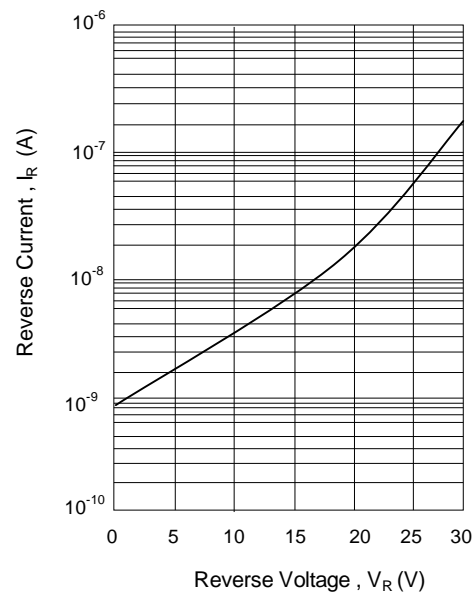
Parameter	Symbol	Test Condition	Min	Typ	Max	Unit
Reverse Current	$I_R$	$V_R = 10\text{ V}$	-	-	10	nA
Reverse Voltage	$V_R$	$I_R = 10\ \mu\text{A}$	30	-	-	V
Forward Voltage	$V_F$	$I_F = 10\text{ mA}$	-	-	0.7	V
Diode Capacitance	Cd	$V_R = 0\text{V}, f = 1\text{MHz}$	-	-	1.5	pF
Diode Capacitance Deviation	$\Delta\text{Cd}$	$V_R = 0\text{V}, f = 1\text{MHz}$	-	-	0.1	pF
Forward Voltage Deviation	$\Delta V_F$	$I_F = 10\text{ mA}$	-	-	10	mV

### RATING AND CHARACTERISTIC CURVES ( HSS101 )

**Forward Current VS. Forward Voltage**



**Reverse Current VS. Reverse Voltage**



**Diode capacitance VS. Reverse Voltage**

