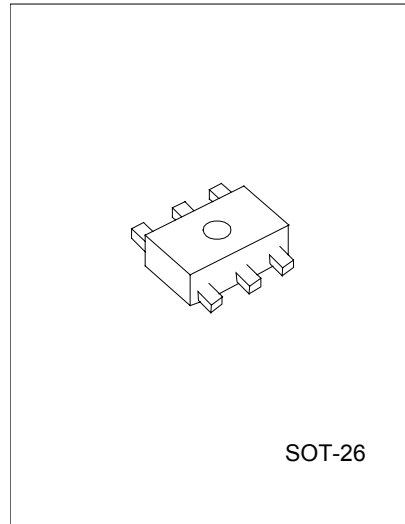
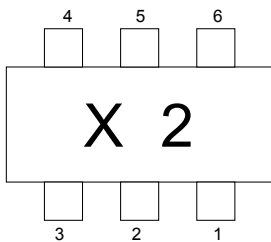


GENERAL PURPOSE DUAL TRANSISTOR

FEATURES

\*Two 2SC2412 chips in a SMT package

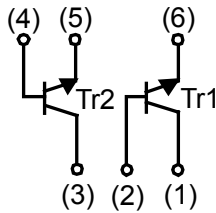
MARKING



SOT-26

- PIN 1 : Collector (1)
- PIN 2 : Base (1)
- PIN 3 : Collector (2)
- PIN 4 : Base (2)
- PIN 5 : Emitter (2)
- PIN 6 : Emitter (1)

EQUIVALENT CIRCUITS



ABSOLUTE MAXIMUM RATINGS (Ta=25°C)

PARAMETER	SYMBOL	RATING	UNIT
Collector-Base Voltage	$V_{CBO}$	60	V
Collector-Emitter Voltage	$V_{CEO}$	50	V
Emitter-Base Voltage	$V_{EBO}$	7	V
Collector Current	$I_c$	150	mA
Collector Power Dissipation (total)	$P_c$	300 (note)	mW
Junction Temperature	$T_J$	150	°C
Storage Temperature	TSTG	-55~+150	°C

Note: 200mW per element must not be exceeded.

## ELECTRICAL CHARACTERISTICS (Ta=25°C)

PARAMETER	SYMBOL	TEST CONDITIONS	MIN	TYP	MAX	UNIT
Collector-Base Breakdown Voltage	BV <sub>CB0</sub>	I <sub>c</sub> = 50μA	60			V
Collector-Emitter Breakdown Voltage	BV <sub>CEO</sub>	I <sub>c</sub> = 1mA	50			V
Emitter-Base Breakdown Voltage	BV <sub>EB0</sub>	I <sub>E</sub> = 50μA	7			V
Collector Cut-Off Current	I <sub>CBO</sub>	V <sub>CB</sub> = 60V			0.1	μA
Emitter Cut-Off Current	I <sub>EBO</sub>	V <sub>EB</sub> = 7V			0.1	μA
Collector-Emitter Saturation Voltage	V <sub>CE(sat)</sub>	I <sub>c</sub> / I <sub>B</sub> = 50mA/5mA			0.4	V
DC Current Transfer Ratio	h <sub>FE</sub>	V <sub>CE</sub> = 6V, I <sub>c</sub> = 1mA	120		560	
Transition Frequency	f <sub>T</sub>	V <sub>CE</sub> =12V, I <sub>E</sub> =-2mA, f=100MHz (note)		180		MHz
Output Capacitance	C <sub>ob</sub>	V <sub>CB</sub> = 12V, I <sub>E</sub> =0A, f=1KHz		2	3.5	pF

Note: Transition frequency of the device.

CLASSIFICATION OF h<sub>FE</sub>

RANK	Q	R	S
RANGE	120-270	180-390	270-560

UTC assumes no responsibility for equipment failures that result from using products at values that exceed, even momentarily, rated values (such as maximum ratings, operating condition ranges, or other parameters) listed in products specifications of any and all UTC products described or contained herein. UTC products are not designed for use in life support appliances, devices or systems where malfunction of these products can be reasonably expected to result in personal injury. Reproduction in whole or in part is prohibited without the prior written consent of the copyright owner. The information presented in this document does not form part of any quotation or contract, is believed to be accurate and reliable and may be changed without notice.