



DC COMPONENTS CO., LTD.

RECTIFIER SPECIALISTS

**KBJ10A
THRU
KBJ10M**

TECHNICAL SPECIFICATIONS OF SINGLE-PHASE SILICON BRIDGE RECTIFIER
VOLTAGE RANGE - 50 to 1000 Volts **CURRENT - 10 Amperes**

FEATURES

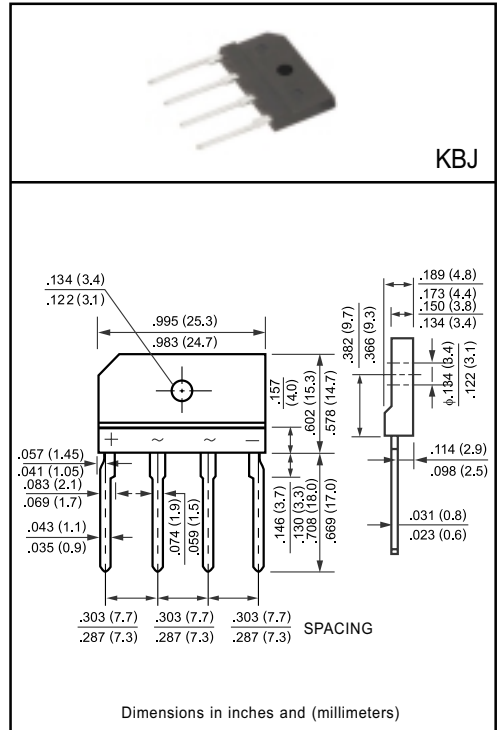
- * Ideal for printed circuit board
- * Surge overload rating: 200 Amperes peak

MECHANICAL DATA

- * Case: Molded plastic
- * Epoxy: UL 94V-0 rate flame retardant
- * Terminals: MIL-STD-202E, Method 208 guaranteed
- * Polarity: Symbols molded or marked on body
- * Mounting position: Any
- * Weight: 4.6 grams

MAXIMUM RATINGS AND ELECTRICAL CHARACTERISTICS

Ratings at 25°C ambient temperature unless otherwise specified.
 Single phase, half wave, 60 Hz, resistive or inductive load.
 For capacitive load, derate current by 20%.



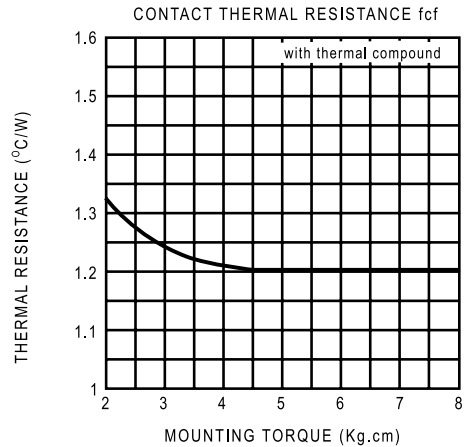
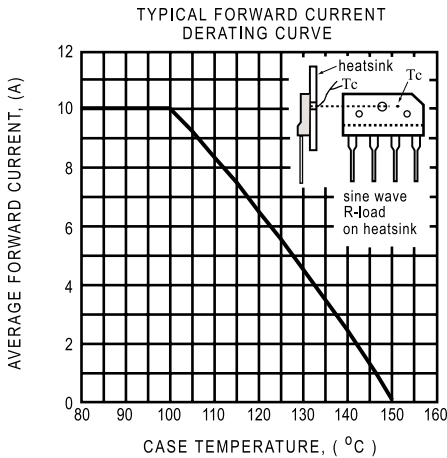
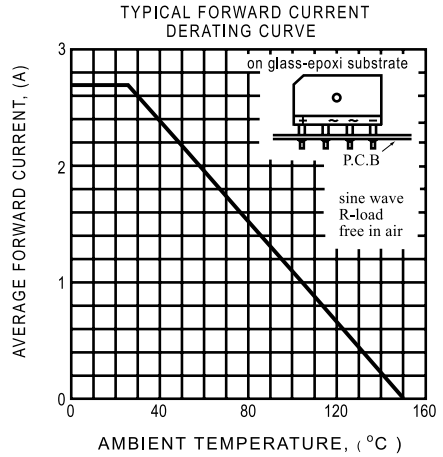
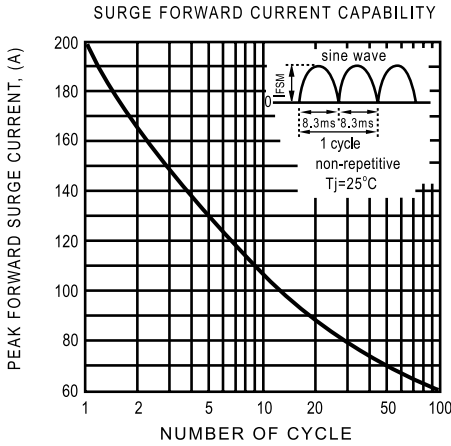
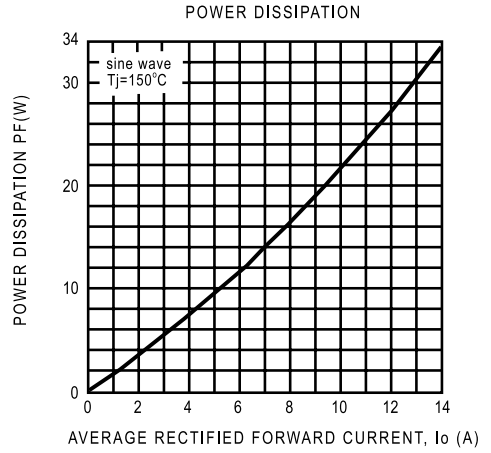
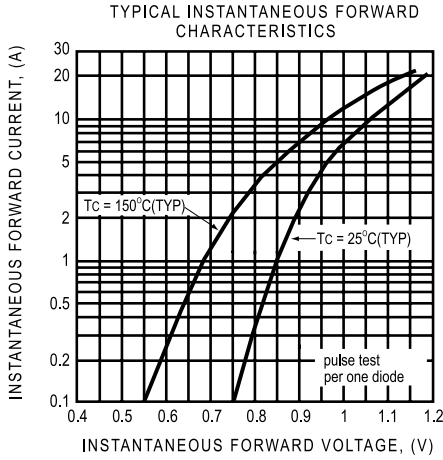
	SYMBOL	KBJ10A	KBJ10B	KBJ10D	KBJ10G	KBJ10J	KBJ10K	KBJ10M	UNITS
Maximum Recurrent Peak Reverse Voltage	V _{RRM}	50	100	200	400	600	800	1000	Volts
Maximum RMS Bridge Input Voltage	V _{RMS}	35	70	140	280	420	560	700	Volts
Maximum DC Blocking Voltage	V _{DC}	50	100	200	400	600	800	1000	Volts
Maximum Average Forward Output Current at T _c = 100° C	I _o					10			Amps
Peak Forward Surge Current 8.3 ms single half sine-wave superimposed on rated load (JEDEC Method)	I _{FSM}					200			Amps
Maximum Forward Voltage Drop per element at 5.0A DC	V _F					1.0			Volts
Maximum DC Reverse Current at Rated DC Blocking Voltage per element	@T _A = 25°C					10			uAmps
	@T _A = 100°C					500			
I ² t Rating for Fusing (t<8.3ms)	I ² t					166			A ² Sec
Typical Junction Capacitance (Note1)	C _J					40			pF
Typical Thermal Resistance (Note 2)	R _{θJA}					18			°C/W
Operating Temperature Range	T _J					-55 to + 150			°C
Storage Temperature Range	T _{STG}					-55 to + 150			°C

NOTES : 1. Measured at 1 MHz and applied reverse voltage of 4.0 volts

2. Thermal Resistance from Junction to Case per element Unit mounted on 300x300x1.6mm Aluminum plate heat-sink.

RATING AND CHARACTERISTIC CURVES

(KBJ10A THRU KBJ10M)



DC COMPONENTS CO., LTD.