



KBU1000 THRU KBU1010

SINGLE PHASE 10 AMPS SILICON BRIDGE RECTIFIERS

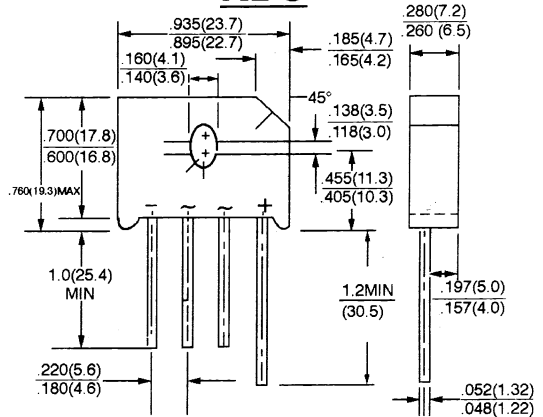


FEATURES

- * High Surge Current Capability
- * Ideal for printed circuit board
- * Reliable low cost construction technique results in inexpensive product

VOLTAGE RANGE
50 to 1000 Volts
CURRENT
10.0 Amperes

KBU



MAXIMUM RATINGS AND ELECTRICAL CHARACTERISTICS

Rating at 25°C ambient temperature unless otherwise specified.
Single phase, half wave, 60 Hz, resistive or inductive load.
For capacitive load, derate current by 20%

TYPE NUMBER	SYMBOLS	KBU 1000	KBU 1001	KBU 1002	KBU 1004	KBU 1006	KBU 1008	KBU 1010	UNITS
Maximum Recurrent Peak Reverse Voltage	V_{RRM}	50	100	200	400	600	800	1000	V
Maximum RMS Bridge Input Voltage	V_{RMS}	35	70	140	280	420	560	700	V
Maximum D. C Blocking Voltage	V_{DC}	50	100	200	400	600	800	1000	V
Maximum Average Forward Rectified Current @ $T_C = 75^\circ C^{(1,2)}$	$I_{F(AV)}$	10.0							A
Peak Forward Surge Current, 8.3 ms single half sine-wave superimposed on rated load(JEDEC method)	I_{FSM}	250							A
Maximum Forward Voltage Drop per element @ 5.0A	V_F	1.10							V
Maximum Reverse Current at Rated @ $T_A = 25^\circ C$ D. C. Blocking Voltage per element @ $T_A = 100^\circ C$	I_R	10 500							μA μA
Typical thermal resistance per leg (NOTE 2)	$R_{\theta JC}$	2.2							$^\circ C/W$
Operating Temperature Range	T_J	-55 to +125							$^\circ C$
Storage Temperature Range	T_{STG}	-55 to +150							$^\circ C$

- NOTE:
 (1) Recommended mounted position is to bolt down on heatsink with silicone thermal compound for maximum heat transfer with # 6 screw
 (2) Units mounted on a 4.0 x 4.0 x 0.11" thick (10.2 x 10.2 x 0.3cm) Al. Plate heatsink

RATINGS AND CHARACTERISTIC CURVES (KBU1000 THRU KBU1010)

FIG. 1 - MAXIMUM NON-REPETITIVE FORWARD SURGE CURRENT - PER ELEMENT

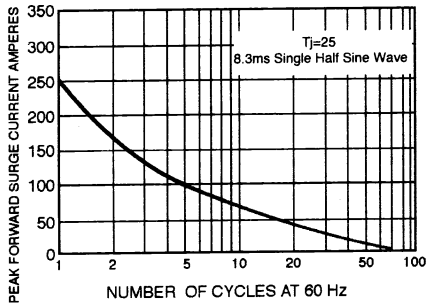


FIG. 2 - TYPICAL FORWARD OUTPUT CURRENT DERATING CURVE

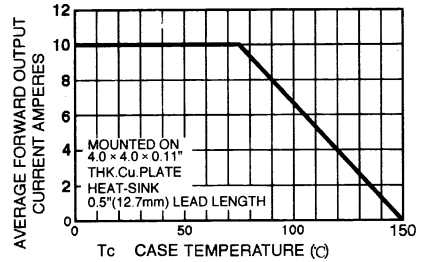


FIG. 3 - TYPICAL INSTANTANEOUS FORWARD PER BRIDGE ELEMENT

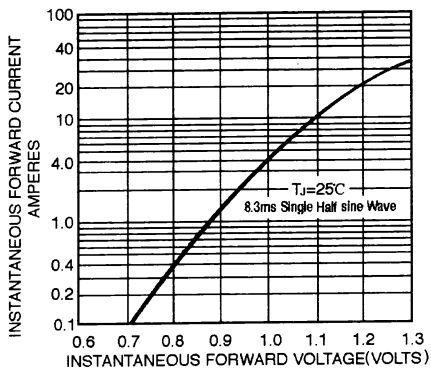


FIG. 4 - TYPICAL REVERSE CHARACTERISTICS - PER ELEMENT

