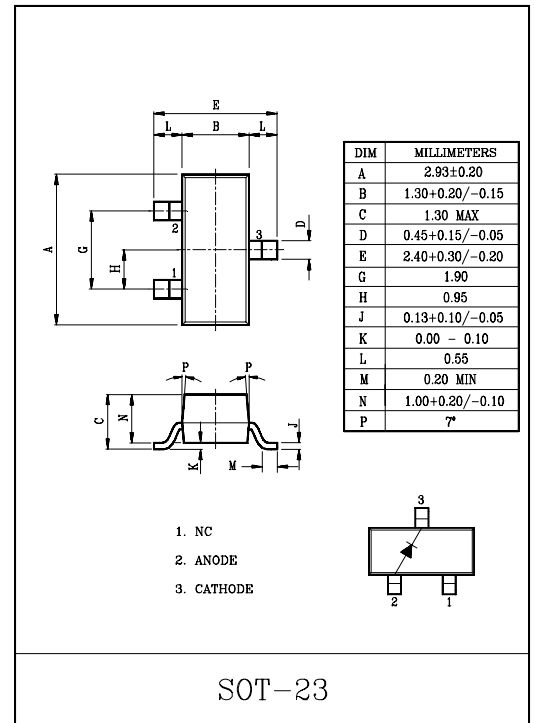
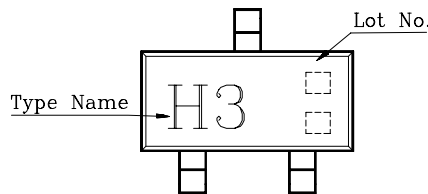


TV VHF,UHF TUNER AFC VCO FOR UHF BAND RADIO.

MAXIMUM RATINGS (Ta=25°C)

| CHARACTERISTIC | SYMBOL | RATING | UNIT |
|---------------------------|-----------|---------|------|
| Reverse Voltage | V_R | 20 | V |
| Junction Temperature | T_j | 150 | °C |
| Storage Temperature Range | T_{stg} | -55~150 | °C |

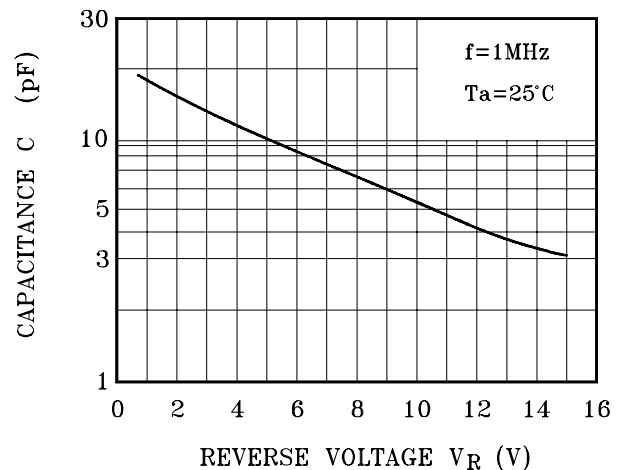
Marking



ELECTRICAL CHARACTERISTICS (Ta=25°C)

| CHARACTERISTIC | SYMBOL | TEST CONDITION | MIN. | TYP. | MAX. | UNIT |
|-------------------|------------------|--------------------|-------|------|-------|------|
| Reverse Voltage | V_R | $I_R=1\mu A$ | 20 | - | - | V |
| Reverse Current | I_R | $V_R=20V$ | - | - | 10 | nA |
| Capacitance | C_{2V} | $V_R=2V, f=1MHz$ | 14.16 | - | 16.25 | pF |
| Capacitance | C_{10V} | $V_R=10V, f=1MHz$ | 4.5 | - | 6.0 | pF |
| Capacitance Ratio | C_{2V}/C_{10V} | | 2.5 | - | - | |
| Series Resistance | r_s | $V_R=5V, f=470MHz$ | - | - | 0.6 | Ω |

C - V_R



CLASSIFICATION OF CAPACITANCE GRADE

| GRADE | CAPACITANCE (C_{2V}) | UNIT |
|-------|--------------------------|------|
| A | 14.16~15.00 | pF |
| B | 14.50~15.40 | |
| C | 14.90~15.90 | |
| D | 15.40~16.25 | |