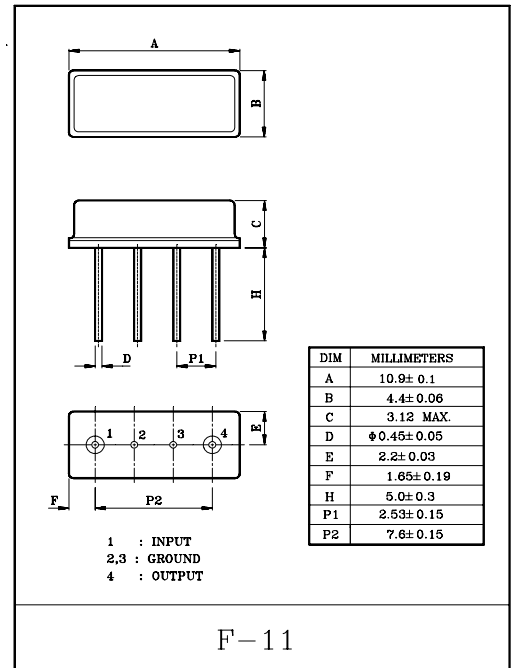


Band pass filters for RF circuits of ISM Cordless phone

- High stability and reliability with good performance and no adjustment.
- Wide and sharp pass band characteristics.
- Low insertion loss and deep stop band attenuation for interference.
- KF903A : F-11 Package.
- KF903AV : SC-44 Package.

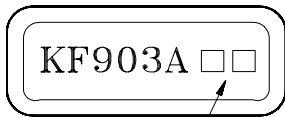
MAXIMUM RATINGS (T_a=25°C)

ITEM	SYMBOL	RATING	UNIT
Input Signal Level	IS _{max}	10	dBm
DC Permissive Voltage	V _{DC}	0	V
Operating Temperature Range	T _{opr}	-10~+60	°C
Storage Temperature Range	T _{stg}	-40~+85	°C



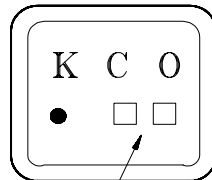
MARKING

(F-11)

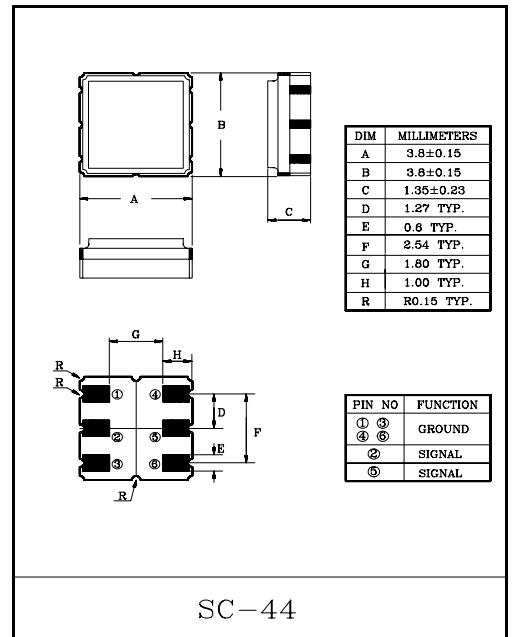


Lot No.

(SC-44)



Lot No.



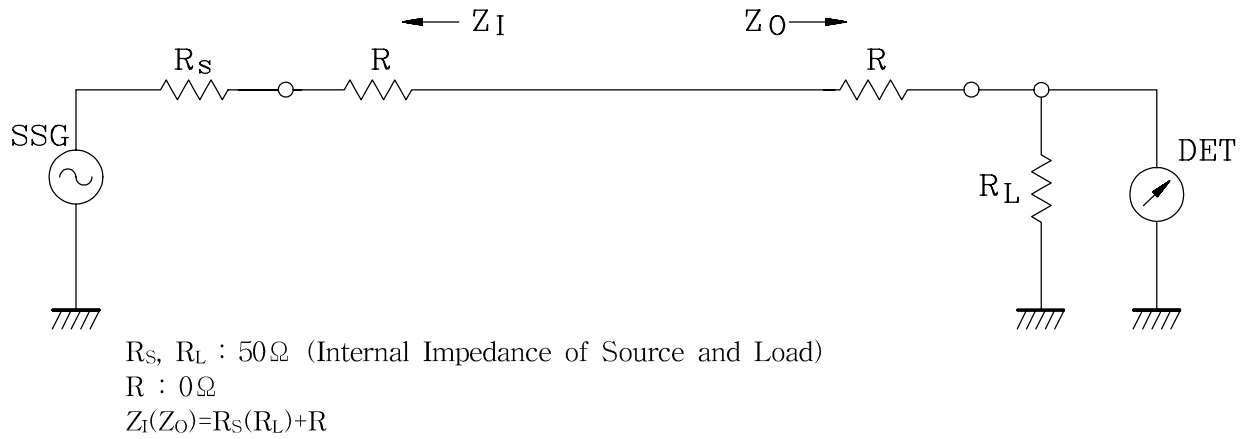
ELECTRICAL CHARACTERISTICS (Temperature 25±2°C, Humidity 65±5%)

ITEMS	SYMBOL	TEST CONDITION	MIN.	TYP.	MAX.	UNIT
Nominal Center Frequency	f ₀	-	-	903	-	MHz
Bandwidth	BW _{3dB}	-	f ₀ ±1.2	-	-	MHz
Insertion Loss	IL _{PASS}	f ₀ ±1.2MHz	-	3.8	4.5	dB
Ripple Level	A _{RIP}	f ₀ ±1.2MHz	-	-	1.5	dB
Rejection Level	IL _{STOP}	f ₀ -45~f ₀ -40MHz	45	49	-	dB
		f ₀ +23~f ₀ +25MHz	20	29	-	dB
		f ₀ +40~f ₀ +45MHz	40	55	-	dB
Input/Output Impedance	Z _i (Z _o)	-	-	50Ω	-	-

KF903A/AV

TEST CIRCUIT

REFERENCE LEVEL TEST CIRCUIT



MEASUREMENT CIRCUIT

