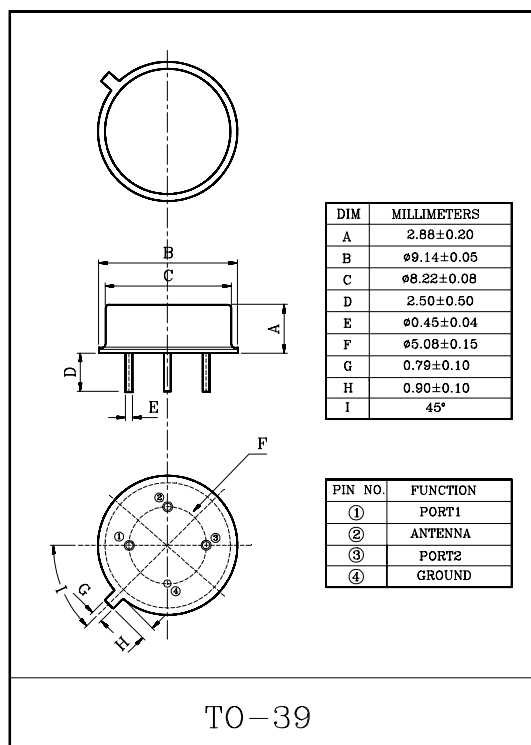


RF Duplexer for Cordless phone (CT-1)

- High stability and reliability with good performance and no adjustment.
- Wide and sharp pass band characteristics.
- Low insertion loss and deep stop band attenuation for interference.

MAXIMUM RATINGS (T_a=25°C)

ITEM	SYMBOL	RATING	UNIT
Input Signal Level	IS _{max}	17	dBm
DC Permissive Voltage	V _{DC}	3	V
Operating Temperature Range	T _{opr}	0~+60	°C
Storage Temperature Range	T _{stg}	-40~+85	°C



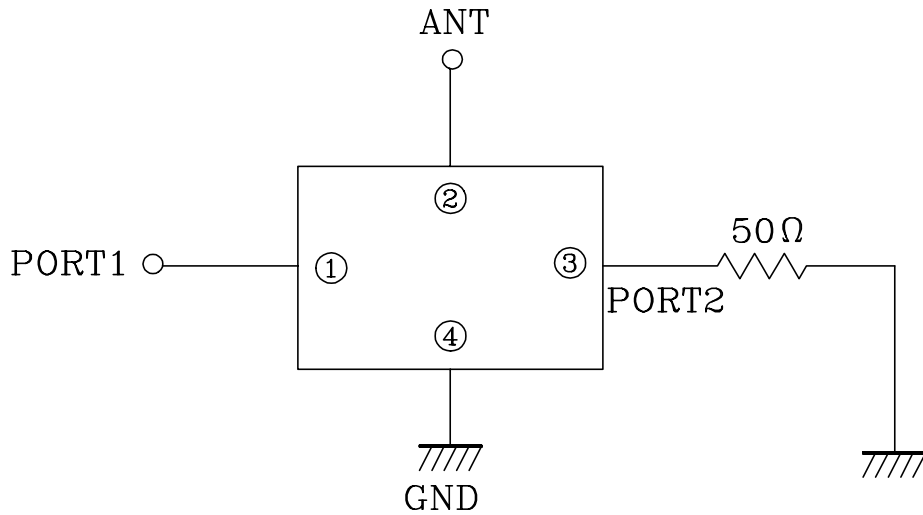
ELECTRICAL CHARACTERISTICS (Temperature 25±2°C, Humidity 65±5%)

ITEMS	SYMBOL	PORT 1				PORT 2				UNIT
		TEST CONDITION	MIN.	TYP.	MAX.	TEST CONDITION	MIN.	TYP.	MAX.	
Center Frequency	f ₀	-	-	914.5	-	-	-	959.5	-	MHz
Bandwidth	BW _{3dB}	-	f ₀ ±0.5	-	-	-	f ₀ ±0.5	-	-	MHz
Insertion Loss	IL _{PASS}	f ₀ ±0.5MHz	-	-	4.0	f ₀ ±0.5MHz	-	-	4.0	dB
Ripple Level	A _{RIP}	f ₀ ±0.5MHz	-	-	1.5	f ₀ ±0.5MHz	-	-	1.5	dB
Rejection Level	IL _{STOP}	450.00~850.00MHz	45	-	-	450.00~850.00MHz	45	-	-	dB
		850.00~872.20MHz	40	-	-	850.00~917.20MHz	37	-	-	dB
		872.20~893.60MHz	28	-	-	917.20~938.60MHz	30	-	-	dB
		893.60~904.30MHz	6	-	-	938.60~949.30MHz	5	-	-	dB
		924.70~928.50MHz	12	-	-	969.70~974.00MHz	8	-	-	dB
		928.50~935.40MHz	20	-	-	974.00~980.40MHz	17	-	-	dB
		935.40~936.40MHz	32	-	-	980.40~981.40MHz	32	-	-	dB
		936.40~956.80MHz	26	-	-	981.40~1001.80MHz	23	-	-	dB
		956.80~959.00MHz	32	-	-	1001.80~1002.80MHz	28	-	-	dB
		959.00~1000.00MHz	37	-	-	1015.00~1050.00MHz	40	-	-	dB
		1000.00~1350.00MHz	42	-	-	1050.00~1350.00MHz	45	-	-	dB
1350.00~1800.00MHz	32	-	-	1350.00~1800.00MHz	32	-	-	dB		
Input/Output Impedance	Z _i (Z _o)	-	-	50Ω	-	-	50Ω	-	-	

KFX1459T

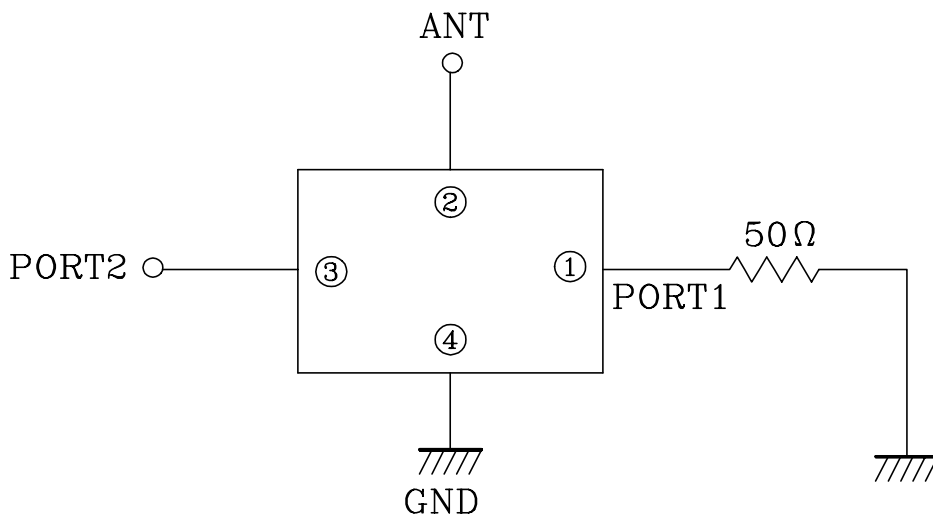
MEASUREMENT CIRCUIT

(1) BETWEEN PORT1 AND ANTENNA



① PORT1 ② ANT ③ PORT2 ④ GND

(1) BETWEEN PORT2 AND ANTENNA



① PORT1 ② ANT ③ PORT2 ④ GND