

KSM Series Side Actuated Detect Switches

Features/Benefits

- **Low profile – 1,5 mm**
- **Momentary, normally closed contact**
- **Infrared reflow soldering without cleaning**
- **Thermoformed tape & reel**
- **RoHS compliant and compatible**

Typical Applications

- **Automotive**
- **Position sensing switch**
- **Edge card reset switch**
- **Smart card presence switch detector**
- **DSL and fiber optic networks**

Specifications

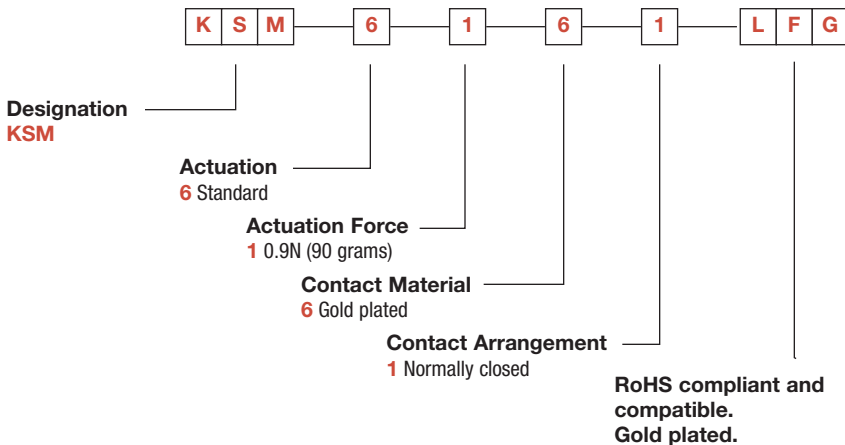
FUNCTION: Momentary, Normally closed.
 SWITCHING POWER MAX.: 0.2 W DC
 SWITCHING VOLTAGE MAX.: 24 V DC
 SWITCHING CURRENT MAX.: 50 mA DC
 OPERATING LIFE: 50,000 operations.
 CONTACT RESISTANCE: < 200 m Ω
 INSULATION RESISTANCE: > 10⁹ Ω
 BOUNCE TIME: < 3 ms
 OPERATING TEMPERATURE: -40°C to +85°C

TRAVEL TO BREAK: 0,3 (.01181) ± 0,1 (.00394)
 TOTAL TRAVEL: 1,2 (.047) ± 0,15 (.006)
 FORCE AT MAXIMUM TRAVEL: ≤1.25N
 STORAGE TEMPERATURE: -55°C to +85°C
 SOLDERABILITY: According to lead free soldering profiles.
 PACKAGING: Switches delivered on continuous tape & reels of 2000 pieces, 16mm width. Dimensions according to EIA RS-481 standard.

NOTE: Specifications listed above are for switches with standard options. For information on specific and custom switches, consult Customer Service Center.

Build-A-Switch

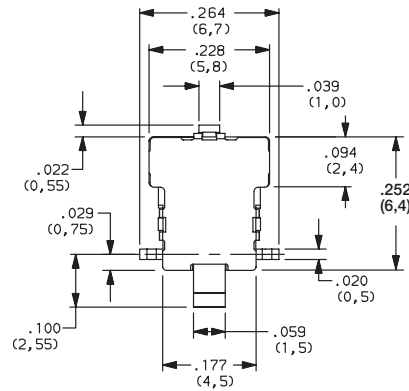
To order, simply select desired option from each category and place in the appropriate box. Available options are shown and described on page F-10. For additional options not shown in catalog, consult our Customer Service Center.



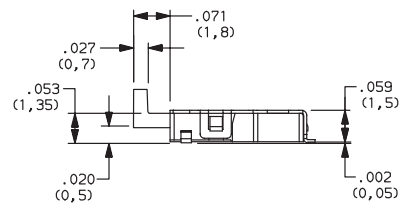
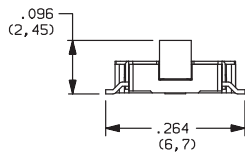
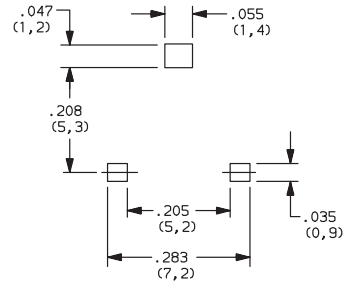
KSM Series Side Actuated Detect Switches

DESIGNATION

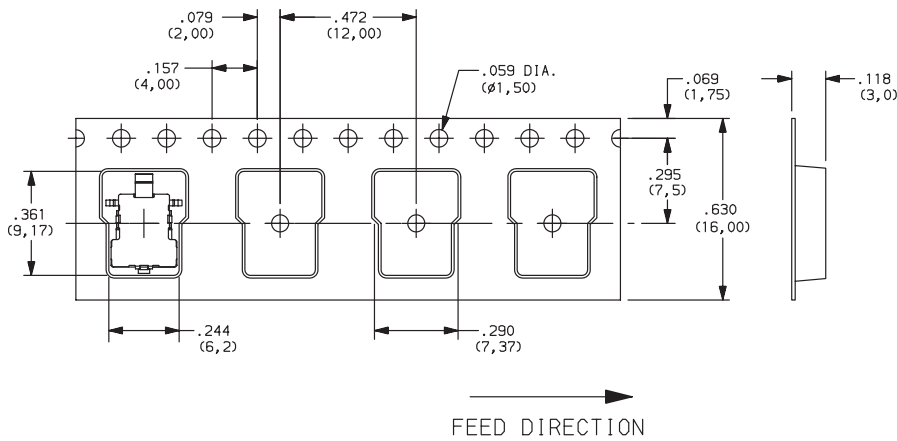
KSM



PAD LAYOUT



TAPE & REEL



F

Detect



Third Angle Projection

Dimensions are shown: Inches (mm)
Specifications and dimensions subject to change