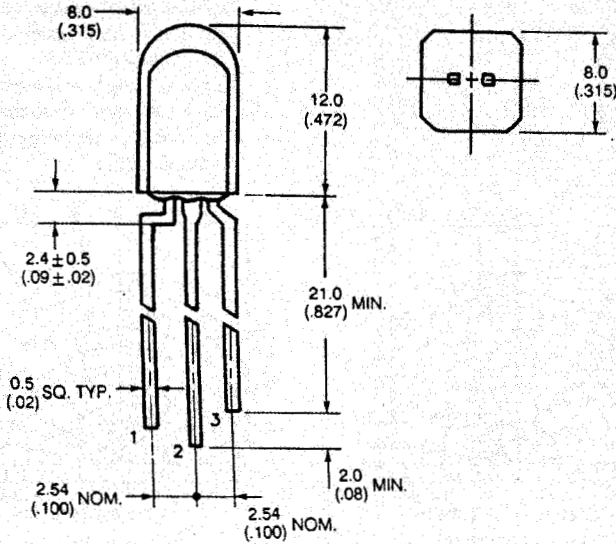


# L-809XXW series... 8.0x8.0mm SQUARE TYPE LED LAMP- MULTI COLOR

### MAIN FEATURES :

- ⊙ 8.0X8.0mm SQUARE TYPE LED LAMP
- ⊙ LOW POWER CONSUMPTION
- ⊙ LONG LIFE-SOLIDSTATE RELIABILITY
- ⊙ I. C. COMPATIBLE
- ⊙ TWO CHIPS ARE MATCHED FOR UNIFORM LIGHT OUTPUT

### ◆ PACKAGE DIMENSIONS



### Notes:

1. All Dimension are in millimeter.
2. Tolerance is  $\pm 0.25\text{mm}(0.010")$  unless otherwise specified.
3. Protruded resin under flange is is 1.5mm(0.59") max.
4. Lead spacing is measured where the leads emerge from the package.
5. Specification are subject to change without notice.


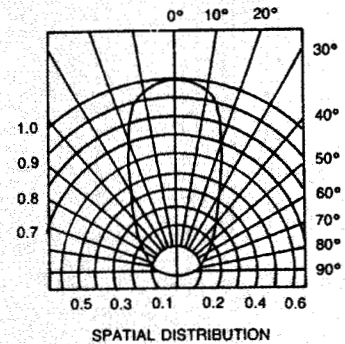


Fig.1

Fig.2

Fig.3

Fig.4

Fig.5

### ◆ SELECTION GUIDE AND APPLICATION INFORMATION ( RATINGS AT 25°C AMBIENT )

Part No.	Chip		Lens Color	Wave Length	Absolute Maximum Ratings				Electro-Optical Characteristics					View Angle (deg)	Fig.	
	Raw Material	Emitted Color			$\Delta\lambda$	Pd	If	If	Vf(V)			Iv (mcd)				
									Min.	Typ.	Max.	(Rec)	Min.			Typ.
L-809EGW	GaAsP/GaP	Hi. effi Red	White	635	45	100	30	160	1.7	2.0	2.8	10~20	10.0	20.0	50	2
	GaP	Green	Diffused	565	30	100	30	160	1.7	2.1	2.8	10~20	8.0	15.0		
L-809EYW	GaAsP/GaP	Hi. effi Red	White	635	45	100	30	160	1.7	2.0	2.8	10~20	10.0	20.0	50	3
	GaAsP/GaP	Yellow	Diffused	585	30	100	30	160	1.7	2.1	2.8	10~20	8.0	15.0		
L-809GYW	GaP	Green	White	565	30	100	30	160	1.7	2.1	2.8	10~20	8.0	15.0	50	4
	GaAsP/GaP	Yellow	Diffused	585	30	100	30	160	1.7	2.1	2.8	10~20	8.0	15.0		
L-809SRSGW	GaAlAs	Super Red	White	660	20	60	20	160	1.6	1.8	2.1	10~20	50.0	150	50	5
	GaP	Green	Diffused	565	30	100	30	160	1.7	2.1	2.8	10~20	20.0	50.0		

### ◆ ABSOLUTE MAXIMUM RATING: (Ta=25°C)

Reverse Voltage	: 5 Volt
Reverse Current ( Vr = 5V )	: 10 $\mu$ A
Operating Temperature Range	: -40°C to +85°C
Storage Temperature Range	: -40°C to +100°C
Lead Soldering Temperature (1.6mm(1/16inch) from body)	: 260°C for 5 Seconds

### ◆ ELECTRO-OPTICAL CHARACTERISTICS: (Ta=25°C)

Para meter Description	Symbol	Unit
Spectral Line half-Width	$\Delta\lambda$	nm
Power Dissipation	Pd	mW
Peak Forward Current (Duty 1/10,@KHz)	If(Peak)	mA
Recommended Operation Current	If(Rec)	mA
Average Luminous intensity (If = 10mA)	Iv	mcd