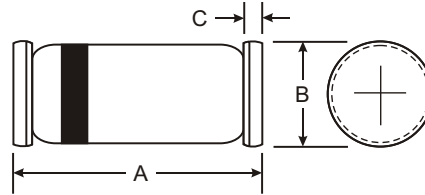


Features

- Low Forward Voltage Drop
- Guard Ring Construction for Transient Protection
- Fast Reverse Recovery Time
- Low Reverse Capacitance



Mechanical Data

- Case: MiniMELF, Glass
- Terminals: Solderable per MIL-STD-202, Method 208
- Marking: Cathode Band Only
- Polarity: Cathode Band
- Weight: 0.05 grams (approx.)

MiniMELF		
Dim	Min	Max
A	3.30	3.70
B	1.30	1.60
C	0.28	0.50
All Dimensions in mm		

Maximum Ratings @ T_A = 25 C unless otherwise specified

Characteristic	Symbol	LLSD101A	LLSD101B	LLSD101C	Unit
Peak Repetitive Reverse Voltage	V _{RRM}	60	50	40	V
Working Peak Reverse Voltage	V _{RWM}				
DC Blocking Voltage	V _R				
RMS Reverse Voltage	V _{R(RMS)}	42	35	28	V
Forward Continuous Current (Note 1)	I _{FM}	15			mA
Non-Repetitive Peak Forward Surge Current @ t = 1.0s @ t = 10 s	I _{FSM}	50 2.0			mA A
Power Dissipation (Note 1)	P _d	400			mW
Thermal Resistance, Junction to Ambient Air (Note 1)	R _{JA}	375			C/W
Operating Temperature Range	T _j	-55 to +125			C
Storage Temperature Range	T _{STG}	-55 to +150			C

Electrical Characteristics @ T_A = 25 C unless otherwise specified

Characteristic	Symbol	Min	Max	Unit	Test Condition
Forward Voltage Drop (Note 2)	V _F		0.41 0.40 0.39 1.00 0.95 0.90	V	I _F = 1.0mA I _F = 1.0mA I _F = 1.0mA I _F = 15mA I _F = 15mA I _F = 15mA
Reverse Current (Note 2)	I _R		200	nA	V _R = 50V V _R = 40V V _R = 30V
Total Capacitance	C _T		2.0 2.1 2.2	pF	V _R = 0V, f = 1.0MHz
Reverse Recovery Time	t _{rr}		1.0	ns	I _F = I _R = 5.0mA, I _{rr} = 0.1 x I _R , R _L = 100

- Note:
- Part mounted on FR-4 board with recommended pad layout, which can be found on our website at <http://www.diodes.com/datasheets/ap02001.pdf>.
 - Short duration test pulse used to minimize self-heating effect.

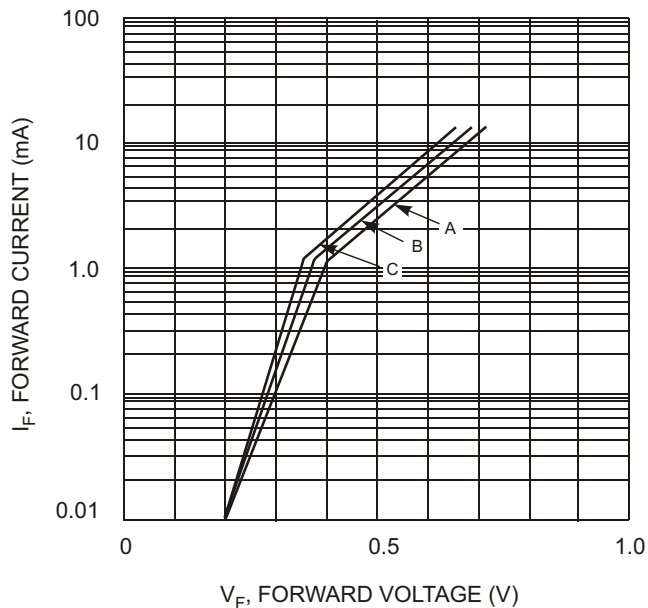


Fig. 1 Typical Forward Characteristic Variations for Primary Conduction

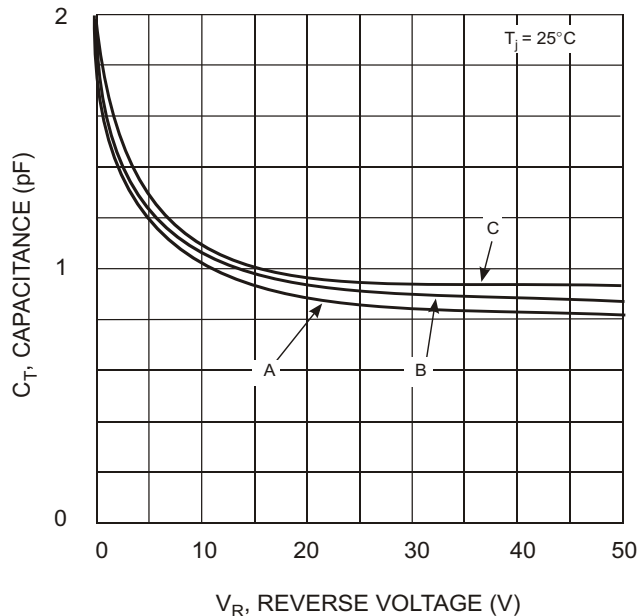


Fig. 2 Total Capacitance vs Reverse Voltage

Ordering Information (Note 3)

Device	Packaging	Shipping
LLSD101A-7 LLSD101A-13 LLSD101B-7 LLSD101B-13 LLSD101C-7 LLSD101C-13	MiniMELF	3000/Tape & Reel 10000/Tape & Reel 3000/Tape & Reel 10000/Tape & Reel 3000/Tape & Reel 10000/Tape & Reel

Notes: 3. For Packaging Details, go to our website at <http://www.diodes.com/datasheets/ap02007.pdf>.