


LPT40-M Series

40 Watts

Total Power: 40 - 55 Watts
Input Voltage: 85 - 264 VAC
120 - 300VDC
of Outputs: Triple



Special Features

- Universal input
- 3" x 5" footprint
- Less than 1U high
- Remote sense on main output
- Built-in EMI filter
- Low output ripple
- Adjustable 5V output
- Overvoltage protection
- Overload protection
- 110 KHz switching frequency
- LPX40 enclosure kit available

Safety

VDE 0750/EN60601-1 (IEC601)
113769
UL UL2601 E182560
CSA CSA 22.2 No.601.1
LR109492
CE Mark (LVD)

Electrical Specifications

Input

Input range	85-264 VAC 120-300 VDC
Frequency	47-440 Hz
Inrush current	<18A peak @ 115VAC; <36A peak @ 230VAC, cold start @ 25°C
Input current	1A max. (RMS) @ 115VAC
Efficiency	70% typical at full load (60% for LPT41)
EMI	FCC Class A conducted; CISPR 22 Class A conducted EN55022 Class A conducted; VDE 0878 PT3 Class A conducted
Safety ground leakage current	<75 μ A @ 50/60 Hz, 264 VAC input

Output

Maximum Power	40W for convection; 55W with 30CFW forced air
Cross regulation	\pm 2% on output 1; \pm 5% on outputs 2, 3
Adjustment range	-5, +10% minimum
Hold-up time	20ms @ 40W load, 115 VAC nominal line
Overload protection	Short circuit protection on all outputs. Case overload protected @ 110% to 145% above peak rating
Overvoltage protection	5.7 to 6.7 VDC on the main output LPT41: 3.6 to 4.6VDC
Remote sense	Compensates for 0.5 V lead drop min. Will operate without remote sense connected. Reverse connection protected.



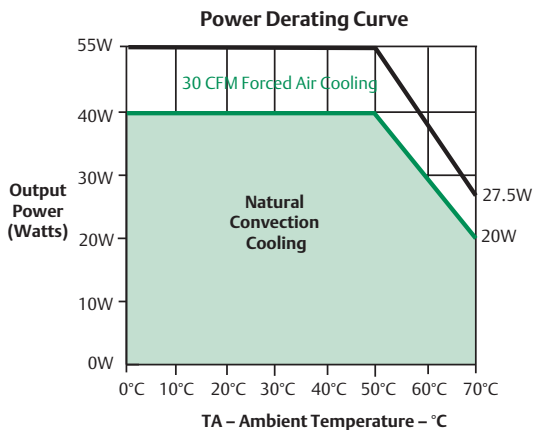
Environmental Specifications

Operating temperature:	0° to 50°C ambient derate each output at 2.5% per degree from 50° to 70°C, -20°C start up.
Electromagnetic susceptibility:	Designed to meet IEC 801, -2, -3, -4, -5, -6, Level 3
Humidity:	Operating; non-condensing 5% to 95%
Vibration:	Three orthogonal axes, sweep at 1 oct/min, 5 min. dwell at four major resonances 0.75G peak 5 Hz to 500 Hz, operational
Storage temperature:	-40° to 85°C
Temperature coefficient:	±.04% per °C
MTBF demonstrated:	>550,000 hours at full load and 25°C ambient conditions

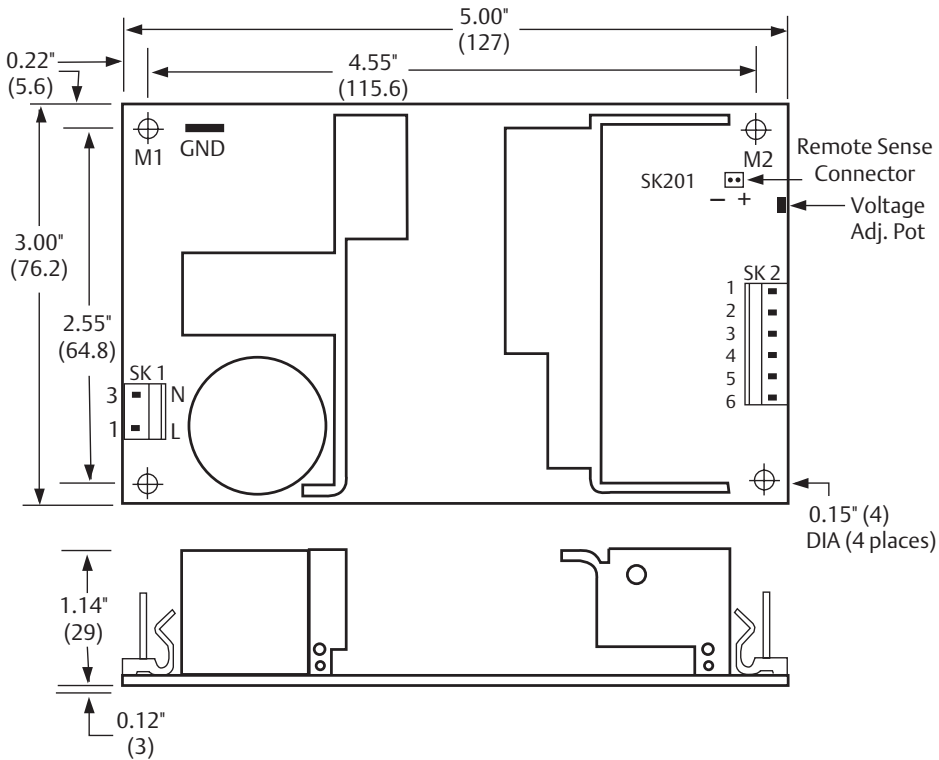
Ordering Information

Model Number	Output Voltage	Minimum Load	Maximum Load with Convection cooling	Maximum Load with 30CFM Forced Air	Peak Load ¹	Regulation ²	Ripple P/P (PAR) ³
LPT42-M	+5V	0.4A	4A	5A	7A	±2%	50mV
	+12V	0.2A	2A	2.5A	4A	±5%	120mV
	-12V	0A	0.5A	0.7A	1A	±5%	120mV
LPT45-M	+5V	0.4A	4A	5A	7A	±2%	50mV
	+15V	0.2A	2A	2.5A	3A	±5%	150mV
	-15V	0A	0.5A	0.7A	1A	±5%	150mV

1. Peak current lasting <30 seconds with a maximum 10% duty cycle.
2. At 25°C including initial tolerance, line voltage, load currents and output voltages adjusted to factory settings.
3. Peak-to-peak with 20 MHz bandwidth and 10 µF in parallel with a 0.1 µF capacitor at rated line voltage and load ranges.
4. Minimum Loads are required.



Mechanical Drawing



Pin Assignments

Connector	LPT42-M	LPT45-M
SK1-1	Line	Line
SK1-3	Neutral	Neutral
SK2-1	+12V	+15V
SK2-2	+5V	+5V
SK2-3	+5V	+5V
SK2-4	Common	Common
SK2-5	Common	Common
SK2-6	-12V	-15V
SK201-1	+Sense	+Sense
SK201-2	-Sense	-Sense

Mating Connectors

AC Input: Molex 09-50-8031 (USA)
09-91-0300 (UK)
PINS: 08-58-0111

DC Outputs: Molex 09-50-8061 (USA)
09-91-0600 (UK)
PINS: 08-58-0111

Remote Sense: Molex 22-01-2025
PINS: 08-52-0114

Astec Connector Kit #70-841-006, includes all of the above

- Specifications subject to change without notice.
- All dimensions in inches (mm), tolerance is ± 0.02 " (± 0.5 mm)
- Mounting holes M1 and M2 should be grounded for EMI purposes.
- Mounting hole M1 is safety ground connection.
- Specifications are for convection rating at factory settings at 115 VAC input, 25°C unless otherwise stated.
- Warranty: 1 year
- Weight: 0.5lbs/0.23kg

Astec Power

5810 Van Allen Way
Carlsbad, CA 92008
USA
Telephone: +1 760 930 4600
Facsimile: +1 760 930 0698
Technical Support: +1 888 41 ASTEC
or +1 407 241 2752

Waterfront Business Park
Merry Hill, Dudley
West Midlands, DY5 1LX
United Kingdom
Telephone: +44 (0) 1384 842 211
Facsimile: +44 (0) 1384 843 355

Units 2111-2116, Level 21
Tower 1, Metroplaza
223, Hing Fong Road
Kwai Fong, New Territories
Hong Kong
Telephone: +852 2437 9662
Facsimile: +852 2402 4426

For global contact, visit:

www.astecpower.com
technicalsupport@astec.com

While every precaution has been taken to ensure accuracy and completeness in this literature, Astec Power assumes no responsibility, and disclaims all liability for damages resulting from use of this information or for any errors or omissions.

Printed in USA

Emerson Network Power.
The global leader in enabling
business-critical continuity.

- AC Power
- Connectivity
- DC Power
- Embedded Power**
- Inbound Power
- Integrated Cabinet Solutions
- Outside Plant
- Precision Cooling
- Site Monitoring and Services

EmersonNetworkPower.com

Emerson Network Power and the Emerson Network Power logo are trademarks and service marks of Emerson Electric Co.
©2006 Emerson Electric Co.