

Model

LS655

12 Volt Input

Dual Tube CCFT Inverter (4W)

Brightness Control

RoHS

COMPLIANT

Physical Specifications

Dimensions:	105mm x 25mm x 10mm (4.13" x 0.98" x 0.39")
Operating Temp:	0 to 60°C, convection cooling
Relative Humidity:	20% to 90%, non-condensing
Storage:	-20 to 85°C/5-95% RH
Impact Resistance:	50G half wave per 2 msec
Vibration Resistance:	10-55-10 Hz/min @ 1.5mm

Input Specifications*

Item	Condition	Standard		
		MIN	TYP	MAX
Input Voltage Rated Tolerance	—	5 Vdc		
	Continuous Operation Starting Condition (Discharge Starting Voltage)	4.75 V - 5.25 V		
Max. Input Current	V _{IN} = 5 Vdc Luminance @ Max.	950 mA Typ.		
Max. Input Power	V _{IN} = 5 Vdc Luminance @ Max.	4.8 W		
DC-Bright	I _{OUT} = Max	1.9 V		
	I _{OUT} = Min	1.5 V		
DC-Resistor	I _{OUT} = Max	10 kΩ		
	I _{OUT} = Min	0 kΩ		

*Above Specifications Occur @ 25 ± 5°C

Output Specifications*

Item	Condition	Standard		
		MIN	TYP	MAX
Output Voltage (Vrms)	V _{IN} = 5 Vdc	—	1000	—
Tube Current for per Lamp (mArms)	Luminance @ Max. (V _{BR} = 1.9 V @ 10 kΩ)	—	5.2	—
	Luminance @ Min. (V _{BR} = 1.5 V @ 0 kΩ)	—	2.2	—
Max. Power Output for 2 Lamps (W)	V _{IN} = 5 Vdc/Luminance @ Max.	—	4.0	—
Ignition Frequency (kHz)	Luminance @ Max.	—	55	—

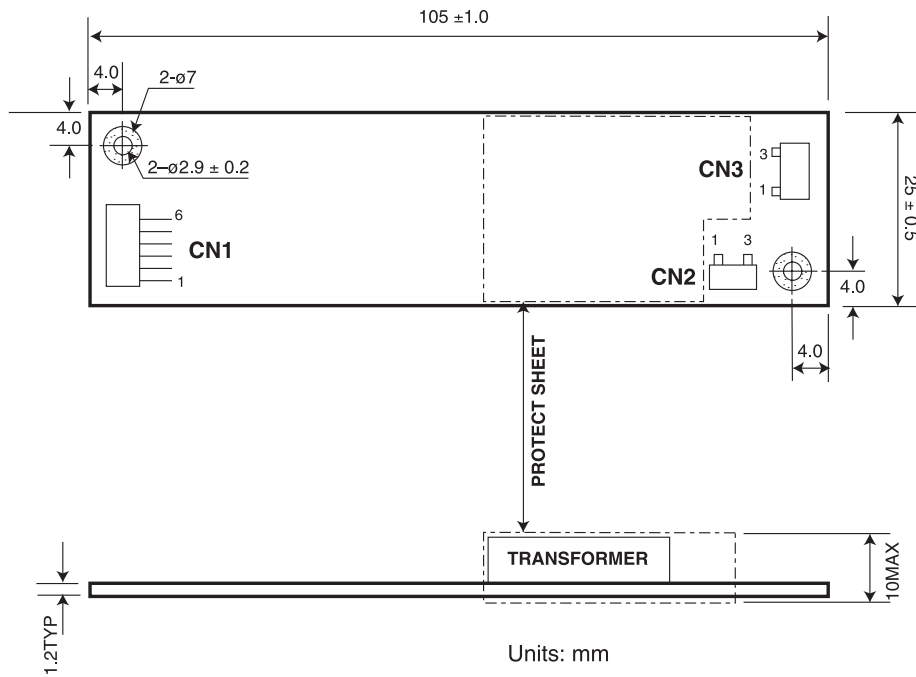
*Above specifications occur @ 25 ± 5°C.

Model

LS655

Luminance Variance

Item	Condition	Applied Voltage	Output Current
Luminance @ Max.	Btwn. pin 6 and GND, or pin 5 & 6	Vbr = 1.9 V or 10 kΩ	5.2 mA (one lamp)
Luminance @ Min.	Btwn. pin 6 and GND, or pin 5 & 6	Vbr = 1.5 V or 0 kΩ	2.2 mA (one lamp)



© Copyright 2006 TAIYO YUDEN (U.S.A.), INC. Specifications subject to change without notice.

TAIYO YUDEN

TAIYO YUDEN (U.S.A.), INC.
1770 La Costa Meadows Drive, San Marcos, CA 92078
(760) 510-3200 / Fax: (760) 471-4021
(800) 493-6835 www.t-yuden.com powerproducts@t-yuden.com




FM 32227

Model LS655

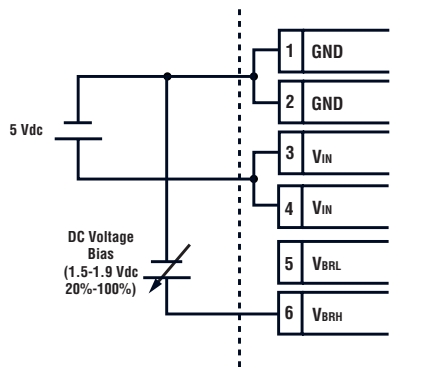
Tech Notes

Connection Diagram

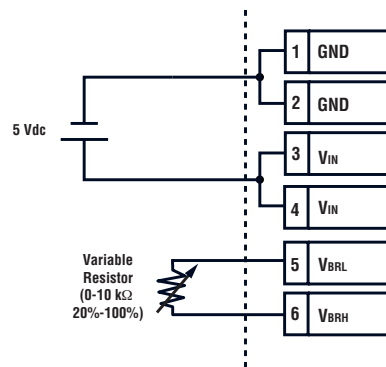


DC Bright Control Method*

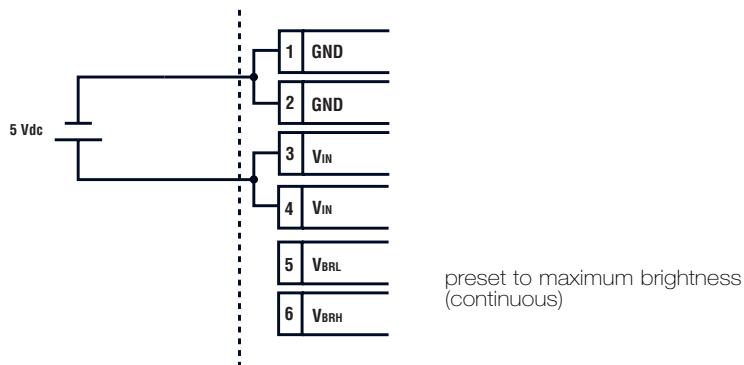
Maximum output current can be adjusted by applying bias voltage or using a variable resistor as shown below.



dimming by applying DC bias voltage



dimming by using a variable resistor



© Copyright 2006 TAIYO YUDEN (U.S.A.), INC. Specifications subject to change without notice.

TAIYO YUDEN

TAIYO YUDEN (U.S.A.), INC.
1770 La Costa Meadows Drive, San Marcos, CA 92078
(760) 510-3200 / Fax: (760) 471-4021
(800) 493-6835 www.t-yuden.com powerproducts@t-yuden.com



FM 32227